


Al margen un sello con el Escudo Nacional, que dice: Estados Unidos Mexicanos, Gobierno del Estado de Tlaxcala.

MARÍA ALEJANDRA MARISELA NANDE ISLAS, Secretaria de Planeación y Finanzas del Gobierno del Estado de Tlaxcala, con fundamento en lo dispuesto por los artículos 32 fracción I, incisos d) y e) de la Ley Orgánica de la Administración Pública del Estado; 4o-A y 6o de la Ley de Coordinación Fiscal; 503, 504,504-A, 506 y 509 del Código Financiero para el Estado de Tlaxcala y sus Municipios; y 113 del Decreto de Presupuesto de Egresos del Estado de Tlaxcala para el Ejercicio Fiscal 2017, emite el siguiente:

Acuerdo por el que se dan a conocer las participaciones correspondientes a cada municipio, ministrados a éstos por el Estado, provenientes de la Recaudación Federal y Estatal Participable; los recursos obtenidos del Fondo de Compensación; y los recursos obtenidos del Incentivo a la Venta Final de Gasolinas y Diésel, todos del cuarto trimestre correspondiente a los meses de octubre, noviembre y diciembre del ejercicio fiscal de 2017.

PRIMERO. El Fondo Estatal Participable a los municipios, es el siguiente:

|  | | | |
|---|----------------------|-----------------------|---|
| DETERMINACIÓN DEL FONDO ESTATAL PARTICIPABLE | | | |
| A LOS MUNICIPIOS PARA EL EJERCICIO FISCAL 2017 | | | |
| OCTUBRE-DICIEMBRE DE 2017 | | | |
| FONDO ESTATAL PARTICIPABLE | INGRESOS REALES 2017 | PORCENTAJE A REPARTIR | FONDO ESTATAL PARTICIPABLE OCT-DIC 2017 |
| FONDO GENERAL DE PARTICIPACIONES | 1,145,078,240.00 | 20% | 229,015,648 |
| FONDO DE FOMENTO MUNICIPAL | 96,542,302.00 | 100% | 96,542,302 |
| FONDO DE FISCALIZACIÓN | 69,125,992.00 | 20% | 13,825,198 |
| IMPUESTO ESPECIAL SOBRE PROD. Y SERVICIOS | 14,855,394.00 | 20% | 2,971,079 |
| IMPUESTO SOBRE TENENCIA O USO DE VEHÍCULOS | 27,133.00 | 20% | 5,427 |
| IMPUESTO SOBRE VEHÍCULOS NUEVOS | 10,003,804.00 | 20% | 2,000,761 |
| FONDO DE COMPENSACIÓN | 123,436,140.00 | 20% | 24,687,228 |
| INCENTIVO A LA VENTA FINAL DE GASOLINAS Y DIESEL | 45,207,198.00 | 20% | 9,041,440 |
| IMPUESTO SOBRE DIVERSIONES Y ESPECTÁCULOS PÚBLICOS | 224,289.00 | 60% | 134,573 |
| IMPUESTO SOBRE LOTERÍAS, RIFAS, SORTEOS Y CONCURSOS | 77,552.00 | 50% | 38,776 |
| IMPUESTO SOBRE TENENCIA O USO DE VEHÍCULOS | 319,944.00 | 10% | 31,994 |
| IMPUESTO SOBRE NÓMINAS | 135,018,843.00 | 10% | 13,501,884 |
| IMPUESTO SOBRE HOSPEDAJE | 773,319.00 | 20% | 154,664 |
| TOTAL | 1,640,690,150 | | 391,950,974 |

SEGUNDO. Con base en el numeral 5 fracción II de los Lineamientos para la Publicación de la información a que se refiere el artículo 6 de la Ley de Coordinación Fiscal, las Participaciones Federales y Estatales por concepto participable correspondientes a cada municipio, son:

TERCERO. De conformidad con el numeral 5, fracción II de los Lineamientos para la Publicación de la Información a que se refiere el artículo 6 de la Ley de Coordinación Fiscal, se da a conocer los recursos provisionales por los meses de octubre, noviembre y diciembre de 2017.

| PARTICIPACIONES PROVISIONALES A MUNICIPIOS OCTUBRE DE 2017 | | | | | | | | | | | | | |
|--|-------------------|-------------------|------------------|----------------|----------|----------------|----------------|---------------|---------------|---------------|------------------|---------------|--------------------|
| MUNICIPIO | FGP | FFM | FOFIE | IEPS | TENENCIA | ISAN COMP | ISAN | DIV. y ESP | RIFAS SORT | TENENCIA | NOMINAS | HOSPEDAJE | TOTAL |
| 1.- ACUAMANALA DE M. H. | 777,631 | 302,460 | 52,633 | 7,686 | 0 | 1,257 | 2,653 | 154 | 207 | 108 | 19,548 | 245 | 1,164,581 |
| 2.- ATLITZAYANCA | 1,406,084 | 546,897 | 95,170 | 13,898 | 0 | 2,272 | 4,796 | 278 | 374 | 195 | 35,346 | 443 | 2,105,753 |
| 3.- AMAXAC DE GRO. | 982,261 | 382,051 | 66,484 | 9,709 | 0 | 1,587 | 3,351 | 194 | 261 | 136 | 24,692 | 310 | 1,471,035 |
| 4.- APETATITLAN DE A. C. | 1,234,847 | 480,294 | 83,580 | 12,206 | 0 | 1,996 | 4,212 | 244 | 329 | 171 | 31,042 | 389 | 1,849,308 |
| 5.- APZACO | 5,194,336 | 2,020,338 | 351,576 | 51,343 | 0 | 8,395 | 17,718 | 1,025 | 1,382 | 719 | 130,576 | 1,637 | 7,779,045 |
| 6.- ATLANGATEPEC | 1,070,238 | 416,269 | 72,438 | 10,579 | 0 | 1,730 | 3,651 | 211 | 285 | 148 | 26,904 | 337 | 1,602,790 |
| 7.- BENITO JUAREZ | 808,279 | 314,380 | 54,708 | 7,989 | 0 | 1,306 | 2,757 | 160 | 215 | 112 | 20,319 | 255 | 1,210,479 |
| 8.- CALPULALPAN | 2,593,833 | 1,008,872 | 175,562 | 25,639 | 0 | 4,192 | 8,848 | 512 | 690 | 359 | 65,204 | 817 | 3,884,527 |
| 9.- CHIAUTEMPAN | 3,453,367 | 1,343,188 | 233,739 | 34,135 | 0 | 5,581 | 11,779 | 682 | 919 | 478 | 86,811 | 1,088 | 5,171,767 |
| 10.- CONTLA DE J. C. | 1,906,962 | 741,713 | 129,072 | 18,849 | 0 | 3,082 | 6,505 | 376 | 507 | 264 | 47,937 | 601 | 2,855,868 |
| 11.- CUAPIXTLA | 1,211,728 | 471,302 | 82,015 | 11,977 | 0 | 1,958 | 4,133 | 239 | 322 | 168 | 30,461 | 382 | 1,814,685 |
| 12.- CUAXOMULCO | 922,298 | 358,728 | 62,425 | 9,116 | 0 | 1,491 | 3,146 | 182 | 245 | 128 | 23,185 | 291 | 1,381,235 |
| 13.- EL CARMEN TEQUEXQUITLA | 1,246,641 | 484,881 | 84,378 | 12,322 | 0 | 2,015 | 4,252 | 246 | 332 | 173 | 31,338 | 393 | 1,866,972 |
| 14.- EMLIANO ZAPATA | 729,326 | 283,672 | 49,364 | 7,209 | 0 | 1,179 | 2,488 | 144 | 194 | 101 | 18,334 | 230 | 1,092,240 |
| 15.- ESPAÑITA | 933,156 | 362,951 | 63,160 | 9,224 | 0 | 1,508 | 3,183 | 184 | 248 | 129 | 23,458 | 294 | 1,397,496 |
| 16.- HUAMANTLA | 4,286,677 | 1,667,304 | 290,141 | 42,371 | 0 | 6,928 | 14,622 | 846 | 1,141 | 594 | 107,759 | 1,351 | 6,419,733 |
| 17.- HUEYOTLIPAN | 1,217,229 | 473,441 | 82,387 | 12,032 | 0 | 1,967 | 4,152 | 240 | 324 | 169 | 30,599 | 384 | 1,822,923 |
| 18.- IXTACUIXTLA DE M. M. | 2,040,528 | 793,664 | 138,112 | 20,169 | 0 | 3,298 | 6,960 | 403 | 543 | 283 | 51,295 | 643 | 3,055,898 |
| 19.- IXTENCO | 982,366 | 382,091 | 66,491 | 9,710 | 0 | 1,588 | 3,351 | 194 | 261 | 136 | 24,695 | 310 | 1,471,193 |
| 20.- LA MAGDALENA TLALTELULO | 1,269,666 | 493,837 | 85,937 | 12,550 | 0 | 2,052 | 4,331 | 251 | 338 | 176 | 31,917 | 400 | 1,901,453 |
| 21.- LAZARO CARDENAS | 802,902 | 312,289 | 54,344 | 7,936 | 0 | 1,298 | 2,739 | 158 | 214 | 111 | 20,183 | 253 | 1,202,428 |
| 22.- MAZATECOCHCO DE J. M. M. | 971,973 | 378,049 | 65,787 | 9,607 | 0 | 1,571 | 3,315 | 192 | 259 | 135 | 24,434 | 306 | 1,455,628 |
| 23.- MUÑOZ DE D. A. | 777,048 | 302,233 | 52,594 | 7,681 | 0 | 1,256 | 2,651 | 153 | 207 | 108 | 19,534 | 245 | 1,163,709 |
| 24.- NANACAMILPA DE M. A. | 1,395,680 | 542,850 | 94,466 | 13,795 | 0 | 2,256 | 4,761 | 276 | 371 | 193 | 35,085 | 440 | 2,090,172 |
| 25.- NATIVITAS | 1,624,108 | 631,697 | 109,927 | 16,053 | 0 | 2,625 | 5,540 | 321 | 432 | 225 | 40,827 | 512 | 2,432,266 |
| 26.- PANOTLA | 1,640,514 | 638,078 | 111,037 | 16,216 | 0 | 2,651 | 5,596 | 324 | 437 | 227 | 41,239 | 517 | 2,456,836 |
| 27.- PAPALOTLA DE X. | 1,819,165 | 707,564 | 123,129 | 17,981 | 0 | 2,940 | 6,205 | 359 | 484 | 252 | 45,730 | 573 | 2,724,384 |
| 28.- SANCTORUM DE L. C. | 968,502 | 376,699 | 65,552 | 9,573 | 0 | 1,565 | 3,304 | 191 | 258 | 134 | 24,346 | 305 | 1,450,430 |
| 29.- SAN DAMIAN TEXOLOC | 865,145 | 336,498 | 58,557 | 8,551 | 0 | 1,398 | 2,951 | 171 | 230 | 120 | 21,748 | 273 | 1,295,642 |
| 30.- SAN FCO. TETLANOHCAN | 1,067,638 | 415,258 | 72,262 | 10,553 | 0 | 1,725 | 3,642 | 211 | 284 | 148 | 26,838 | 336 | 1,598,896 |
| 31.- SAN JERONIMO ZACUALPAN | 857,888 | 333,676 | 58,066 | 8,480 | 0 | 1,386 | 2,926 | 169 | 228 | 119 | 21,566 | 270 | 1,284,774 |
| 32.- SAN JOSE TEACALCO | 857,272 | 333,436 | 58,024 | 8,474 | 0 | 1,385 | 2,924 | 169 | 228 | 119 | 21,550 | 270 | 1,283,851 |
| 33.- SAN JUAN HUACIZINCO | 860,943 | 334,864 | 58,272 | 8,510 | 0 | 1,391 | 2,937 | 170 | 229 | 119 | 21,642 | 271 | 1,289,350 |
| 34.- SAN LORENZO AXOCOMANITL | 757,913 | 294,791 | 51,299 | 7,492 | 0 | 1,125 | 2,585 | 150 | 202 | 105 | 19,053 | 239 | 1,135,052 |
| 35.- SAN LUCAS TECOPILCO | 1,819,055 | 707,677 | 123,129 | 17,981 | 0 | 2,940 | 6,205 | 359 | 484 | 252 | 45,730 | 573 | 2,724,384 |
| 36.- SAN PABLO DEL MONTE | 3,179,241 | 1,236,566 | 215,185 | 31,425 | 0 | 5,138 | 10,844 | 628 | 846 | 440 | 79,920 | 1,002 | 4,761,235 |
| 37.- SANTA ANA NOPALUCAN | 885,276 | 344,328 | 59,919 | 8,750 | 0 | 1,431 | 3,020 | 175 | 236 | 123 | 22,254 | 279 | 1,325,791 |
| 38.- SANTA APOLONIA TEACALCO | 728,050 | 283,175 | 49,278 | 7,196 | 0 | 1,177 | 2,483 | 144 | 194 | 101 | 18,302 | 229 | 1,090,328 |
| 39.- SANTA CATARINA AYOMETLA | 934,847 | 363,609 | 63,275 | 9,240 | 0 | 1,511 | 3,189 | 185 | 249 | 129 | 23,500 | 295 | 1,409,827 |
| 40.- SANTA CRUZ QUILEHTLA | 823,865 | 320,442 | 55,763 | 8,143 | 0 | 1,331 | 2,810 | 163 | 219 | 114 | 20,710 | 260 | 1,233,821 |
| 41.- SANTA CRUZ TLAXCALA | 1,285,087 | 499,835 | 86,980 | 12,702 | 0 | 2,077 | 4,383 | 254 | 342 | 178 | 32,305 | 405 | 1,924,548 |
| 42.- SANTA ISABEL XILOXOTLA | 756,806 | 294,360 | 51,224 | 7,481 | 0 | 1,223 | 2,581 | 149 | 201 | 105 | 19,025 | 238 | 1,133,394 |
| 43.- TENANINGO | 1,086,268 | 422,504 | 73,523 | 10,737 | 0 | 1,756 | 3,705 | 214 | 289 | 150 | 27,307 | 342 | 1,626,796 |
| 44.- TEOLOCHOLCO | 1,444,030 | 561,656 | 97,738 | 14,273 | 0 | 2,334 | 4,926 | 285 | 384 | 200 | 36,300 | 455 | 2,162,582 |
| 45.- TEPETITLA DE LARDIZABAL | 1,313,702 | 510,965 | 88,917 | 12,985 | 0 | 2,123 | 4,481 | 259 | 350 | 182 | 33,024 | 414 | 1,967,402 |
| 46.- TEPYANCO | 1,005,175 | 390,963 | 68,035 | 9,936 | 0 | 1,625 | 3,429 | 198 | 267 | 139 | 25,268 | 317 | 1,505,351 |
| 47.- TERRENATE | 1,143,800 | 444,881 | 77,417 | 11,306 | 0 | 1,849 | 3,902 | 226 | 304 | 158 | 28,753 | 360 | 1,712,957 |
| 48.- TETLA DE LA SOLIDARIDAD | 1,807,861 | 703,168 | 122,364 | 17,870 | 0 | 2,922 | 6,167 | 357 | 481 | 250 | 45,446 | 570 | 2,707,455 |
| 49.- TETLATLAHUCA | 1,051,833 | 409,111 | 71,193 | 10,397 | 0 | 1,700 | 3,588 | 208 | 280 | 146 | 26,441 | 331 | 1,575,226 |
| 50.- TLAXCALA | 5,865,137 | 2,281,246 | 396,978 | 57,973 | 0 | 9,479 | 20,006 | 1,158 | 1,561 | 812 | 147,439 | 1,848 | 8,783,637 |
| 51.- TLAXCO | 2,234,521 | 869,117 | 151,242 | 22,087 | 0 | 3,611 | 7,622 | 441 | 595 | 309 | 56,172 | 704 | 3,346,421 |
| 52.- TOCATLAN | 788,774 | 306,794 | 53,388 | 7,797 | 0 | 1,275 | 2,691 | 156 | 210 | 109 | 19,828 | 249 | 1,181,269 |
| 53.- TOTOLAC | 1,540,022 | 598,992 | 104,235 | 15,222 | 0 | 2,489 | 5,253 | 304 | 410 | 213 | 38,713 | 485 | 2,306,339 |
| 54.- TZOMPANTEPEC | 1,390,965 | 541,016 | 94,147 | 13,749 | 0 | 2,248 | 4,745 | 275 | 370 | 193 | 34,966 | 438 | 2,083,111 |
| 55.- XALOZTOC | 1,504,300 | 585,098 | 101,818 | 14,869 | 0 | 2,431 | 5,131 | 297 | 400 | 208 | 37,815 | 474 | 2,252,842 |
| 56.- XALTOCAN | 1,037,492 | 403,533 | 70,222 | 10,255 | 0 | 1,677 | 3,539 | 205 | 276 | 144 | 26,081 | 327 | 1,553,750 |
| 57.- XICOCHIZINCO | 1,111,804 | 432,436 | 75,252 | 10,990 | 0 | 1,797 | 3,792 | 219 | 296 | 154 | 27,949 | 350 | 1,665,039 |
| 58.- YAUHQUEMEHCAN | 1,902,238 | 739,876 | 128,752 | 18,803 | 0 | 3,074 | 6,489 | 376 | 506 | 263 | 47,819 | 599 | 2,848,794 |
| 59.- ZACATELCO | 2,236,821 | 870,012 | 151,398 | 22,110 | 0 | 3,615 | 7,630 | 442 | 595 | 310 | 56,229 | 705 | 3,349,866 |
| 60.- ZITLALTEPEC DE T. S. S. | 946,504 | 368,143 | 64,064 | 9,356 | 0 | 1,530 | 3,229 | 187 | 252 | 131 | 23,793 | 298 | 1,417,486 |
| TOTAL: | 88,257,618 | 34,327,815 | 5,973,665 | 872,375 | 0 | 142,638 | 301,048 | 17,422 | 23,484 | 12,220 | 2,218,631 | 27,813 | 132,174,727 |

PARTICIPACIONES PROVISIONALES A MUNICIPIOS NOVIEMBRE DE 2017

| MUNICIPIO | FGP | FFM | FOFIE | IEPS | TENENCIA | ISAN COMP | ISAN | DIV. y ESP | RIFAS SORT | TENENCIA | NOMINAS | HOSPEDAJE | TOTAL |
|--------------------------------|-------------------|-------------------|------------------|----------------|----------|----------------|----------------|---------------|---------------|---------------|------------------|---------------|--------------------|
| 1.- ACUAMANALA DE M. H. | 713,887 | 297,749 | 35,583 | 7,529 | 0 | 1,257 | 2,980 | 154 | 207 | 108 | 19,548 | 245 | 1,079,245 |
| 2.- ATLTZAYANCA | 1,290,824 | 538,378 | 64,340 | 13,615 | 0 | 2,272 | 5,388 | 278 | 374 | 195 | 35,346 | 443 | 1,951,452 |
| 3.- AMAXAC DE GRO. | 901,743 | 376,100 | 44,946 | 9,511 | 0 | 1,587 | 3,764 | 194 | 261 | 136 | 24,692 | 310 | 1,363,244 |
| 4.- APETATITLAN DE A. C. | 1,133,624 | 472,813 | 56,504 | 11,956 | 0 | 1,996 | 4,732 | 244 | 329 | 171 | 31,042 | 389 | 1,713,799 |
| 5.- APIZACO | 4,768,544 | 1,988,869 | 237,683 | 50,295 | 0 | 8,395 | 19,904 | 1,025 | 1,382 | 719 | 130,576 | 1,637 | 7,209,028 |
| 6.- ATLANGATEPEC | 982,508 | 409,785 | 48,972 | 10,363 | 0 | 1,730 | 4,101 | 211 | 285 | 148 | 26,904 | 337 | 1,485,344 |
| 7.- BENITO JUAREZ | 742,022 | 309,483 | 36,985 | 7,826 | 0 | 1,306 | 3,097 | 160 | 215 | 112 | 20,319 | 255 | 1,121,780 |
| 8.- CALPULALPAN | 2,381,210 | 993,157 | 118,689 | 25,115 | 0 | 4,192 | 9,939 | 512 | 690 | 359 | 65,204 | 817 | 3,599,885 |
| 9.- CHIAUTEMPAN | 3,170,286 | 1,322,266 | 158,020 | 33,437 | 0 | 5,581 | 13,233 | 682 | 919 | 478 | 86,811 | 1,088 | 4,792,801 |
| 10.- CONTLA DE J. C. | 1,750,643 | 730,160 | 87,259 | 18,464 | 0 | 3,082 | 7,307 | 376 | 507 | 264 | 47,937 | 601 | 2,646,602 |
| 11.- CUAPAXTLA | 1,112,400 | 463,961 | 55,446 | 11,733 | 0 | 1,958 | 4,643 | 239 | 322 | 168 | 30,461 | 382 | 1,681,713 |
| 12.- CUAXOMULCO | 846,695 | 353,140 | 42,203 | 8,930 | 0 | 1,491 | 3,534 | 182 | 245 | 128 | 23,185 | 291 | 1,280,024 |
| 13.- EL CARMEN TEQUEXQUITLA | 1,144,451 | 477,329 | 57,044 | 12,071 | 0 | 2,015 | 4,777 | 246 | 332 | 173 | 31,338 | 393 | 1,730,168 |
| 14.- EMLIANO ZAPATA | 669,542 | 279,253 | 33,373 | 7,062 | 0 | 1,179 | 2,795 | 144 | 194 | 101 | 18,334 | 230 | 1,012,205 |
| 15.- ESPAÑITA | 856,663 | 357,298 | 42,700 | 9,035 | 0 | 1,508 | 3,576 | 184 | 248 | 129 | 23,458 | 294 | 1,295,094 |
| 16.- HUAMANTLA | 3,935,288 | 1,641,334 | 196,150 | 41,506 | 0 | 6,928 | 16,426 | 846 | 1,141 | 594 | 107,759 | 1,351 | 5,949,322 |
| 17.- HUEYOTLIPAN | 1,117,450 | 466,067 | 55,698 | 11,786 | 0 | 1,967 | 4,664 | 240 | 324 | 169 | 30,599 | 384 | 1,689,347 |
| 18.- IXTACUXTLA DE M. M. | 1,873,261 | 781,302 | 93,371 | 19,758 | 0 | 3,298 | 7,819 | 403 | 543 | 283 | 51,295 | 643 | 2,831,975 |
| 19.- IXTENCO | 901,839 | 376,140 | 44,951 | 9,512 | 0 | 1,588 | 3,764 | 194 | 261 | 136 | 24,695 | 310 | 1,363,390 |
| 20.- LA MAGDALENA TLALTELUCCO | 1,165,588 | 486,145 | 58,098 | 12,294 | 0 | 2,052 | 4,865 | 251 | 338 | 176 | 31,917 | 400 | 1,762,123 |
| 21.- LAZARO CARDENAS | 737,087 | 307,425 | 36,739 | 7,774 | 0 | 1,298 | 3,077 | 158 | 214 | 111 | 20,183 | 253 | 1,114,319 |
| 22.- MAZA TECOCHCO DE J. M. M. | 892,298 | 372,160 | 44,476 | 9,411 | 0 | 1,571 | 3,724 | 192 | 259 | 135 | 24,434 | 306 | 1,348,965 |
| 23.- MUÑOZ DE D. A. | 713,352 | 297,526 | 35,556 | 7,524 | 0 | 1,256 | 2,978 | 153 | 207 | 108 | 19,534 | 245 | 1,078,437 |
| 24.- NANACAMILPA DE M. A. | 1,281,272 | 534,394 | 63,864 | 13,514 | 0 | 2,256 | 5,348 | 276 | 371 | 193 | 35,085 | 440 | 1,937,012 |
| 25.- NATIVITAS | 1,490,976 | 621,858 | 74,316 | 15,726 | 0 | 2,625 | 6,223 | 321 | 432 | 225 | 40,827 | 512 | 2,254,040 |
| 26.- PANOTLA | 1,506,037 | 628,139 | 75,067 | 15,884 | 0 | 2,651 | 6,286 | 324 | 437 | 227 | 41,239 | 517 | 2,276,809 |
| 27.- PAPALOTLA DE X. | 1,670,043 | 696,543 | 83,242 | 17,614 | 0 | 2,940 | 6,971 | 359 | 484 | 252 | 45,730 | 573 | 2,524,752 |
| 28.- SANCTORUM DE L. C. | 889,112 | 370,831 | 44,317 | 9,378 | 0 | 1,565 | 3,711 | 191 | 258 | 134 | 24,346 | 305 | 1,344,148 |
| 29.- SAN DAMIAN TEXOLOC | 794,227 | 331,257 | 39,587 | 8,377 | 0 | 1,398 | 3,315 | 171 | 230 | 120 | 21,748 | 273 | 1,200,703 |
| 30.- SAN FCO. TETLANOHCAN | 980,121 | 408,790 | 48,853 | 10,337 | 0 | 1,725 | 4,091 | 211 | 284 | 148 | 26,838 | 336 | 1,481,736 |
| 31.- SAN JERONIMO ZACUALPAN | 787,565 | 328,478 | 39,255 | 8,307 | 0 | 1,386 | 3,287 | 169 | 228 | 119 | 21,566 | 270 | 1,190,631 |
| 32.- SAN JOSE TEACALCO | 786,999 | 328,242 | 39,227 | 8,301 | 0 | 1,385 | 3,285 | 169 | 228 | 119 | 21,550 | 270 | 1,189,776 |
| 33.- SAN JUAN HUACIZINCO | 790,370 | 329,648 | 39,395 | 8,336 | 0 | 1,391 | 3,299 | 170 | 229 | 119 | 21,642 | 271 | 1,194,871 |
| 34.- SAN LORENZO AXOCOMANITLA | 695,785 | 290,199 | 34,681 | 7,339 | 0 | 1,225 | 2,904 | 150 | 202 | 105 | 19,053 | 239 | 1,051,880 |
| 35.- SAN LUCAS TECOPILOCO | 660,112 | 275,320 | 32,903 | 6,962 | 0 | 1,162 | 2,755 | 142 | 191 | 100 | 18,076 | 227 | 997,950 |
| 36.- SAN PABLO DEL MONTE | 2,918,631 | 1,217,305 | 145,476 | 30,783 | 0 | 5,138 | 12,182 | 628 | 846 | 440 | 79,920 | 1,002 | 4,412,352 |
| 37.- SANTA ANA NOPALUCAN | 812,708 | 338,965 | 40,509 | 8,572 | 0 | 1,431 | 3,392 | 175 | 236 | 123 | 22,254 | 279 | 1,228,642 |
| 38.- SANTA APOLOXIA TEACALCO | 668,370 | 278,764 | 33,314 | 7,049 | 0 | 1,177 | 2,790 | 144 | 194 | 101 | 18,302 | 229 | 1,010,434 |
| 39.- SANTA CATARINA AYOMETLA | 858,216 | 357,945 | 42,777 | 9,052 | 0 | 1,511 | 3,582 | 185 | 249 | 129 | 23,500 | 295 | 1,297,440 |
| 40.- SANTA CRUZ QUILEHTLA | 756,331 | 315,451 | 37,699 | 7,977 | 0 | 1,331 | 3,157 | 163 | 219 | 114 | 20,710 | 260 | 1,143,412 |
| 41.- SANTA CRUZ TLAXCALA | 1,179,745 | 492,049 | 58,803 | 12,443 | 0 | 2,077 | 4,924 | 254 | 342 | 178 | 32,305 | 405 | 1,783,525 |
| 42.- SANTA ISABEL XILOXOXTLA | 694,769 | 289,775 | 34,630 | 7,328 | 0 | 1,223 | 2,900 | 149 | 201 | 105 | 19,025 | 238 | 1,050,343 |
| 43.- TENANINGO | 997,224 | 415,923 | 49,706 | 10,518 | 0 | 1,756 | 4,162 | 214 | 289 | 150 | 27,307 | 342 | 1,507,591 |
| 44.- TEOLOCHOLCO | 1,325,660 | 552,907 | 66,076 | 13,982 | 0 | 2,334 | 5,533 | 285 | 384 | 200 | 36,300 | 455 | 2,004,117 |
| 45.- TEPETITLA DE LARDIZABAL | 1,206,015 | 503,006 | 60,113 | 12,720 | 0 | 2,123 | 5,034 | 259 | 350 | 182 | 33,024 | 414 | 1,823,239 |
| 46.- TEPEYANCO | 922,778 | 384,873 | 45,995 | 9,733 | 0 | 1,625 | 3,852 | 198 | 267 | 139 | 25,268 | 317 | 1,395,045 |
| 47.- TERRENATE | 1,050,040 | 437,952 | 52,338 | 11,075 | 0 | 1,849 | 4,383 | 226 | 304 | 158 | 28,753 | 360 | 1,587,438 |
| 48.- TETLA DE LA SOLIDARIDAD | 1,659,666 | 692,215 | 82,724 | 17,505 | 0 | 2,922 | 6,927 | 357 | 481 | 250 | 45,446 | 570 | 2,509,064 |
| 49.- TETLATLAHUCA | 965,612 | 402,738 | 48,130 | 10,184 | 0 | 1,700 | 4,030 | 208 | 280 | 146 | 26,441 | 331 | 1,459,800 |
| 50.- TLAXCALA | 5,384,358 | 2,245,713 | 268,378 | 56,790 | 0 | 9,479 | 22,474 | 1,158 | 1,561 | 812 | 147,439 | 1,848 | 8,140,009 |
| 51.- TLAXCO | 2,051,352 | 855,580 | 102,248 | 21,636 | 0 | 3,611 | 8,562 | 441 | 595 | 309 | 56,172 | 704 | 3,101,209 |
| 52.- TOCATLAN | 724,116 | 302,015 | 36,093 | 7,637 | 0 | 1,275 | 3,022 | 156 | 210 | 109 | 19,828 | 249 | 1,094,711 |
| 53.- TOTOLAC | 1,413,783 | 589,662 | 70,469 | 14,911 | 0 | 2,489 | 5,901 | 304 | 410 | 213 | 38,713 | 485 | 2,137,340 |
| 54.- TZOMPANTEPEC | 1,276,945 | 532,589 | 63,648 | 13,468 | 0 | 2,248 | 5,330 | 275 | 370 | 193 | 34,966 | 438 | 1,930,470 |
| 55.- XALOZTOC | 1,380,989 | 575,984 | 68,834 | 14,565 | 0 | 2,431 | 5,764 | 297 | 400 | 208 | 37,815 | 474 | 2,087,763 |
| 56.- XALTOCAN | 952,447 | 397,247 | 47,474 | 10,046 | 0 | 1,677 | 3,975 | 205 | 276 | 144 | 26,081 | 327 | 1,439,898 |
| 57.- XICOHIZINCO | 1,020,666 | 425,701 | 50,874 | 10,765 | 0 | 1,797 | 4,260 | 219 | 296 | 154 | 27,949 | 350 | 1,543,032 |
| 58.- YAUHQUEMEHCAN | 1,746,307 | 728,351 | 87,043 | 18,419 | 0 | 3,074 | 7,289 | 376 | 506 | 263 | 47,819 | 599 | 2,640,046 |
| 59.- ZACATELCO | 2,053,463 | 856,460 | 102,353 | 21,658 | 0 | 3,615 | 8,571 | 442 | 595 | 310 | 56,229 | 705 | 3,104,402 |
| 60.- ZITLALTEPEC DE T. S. S. | 868,917 | 362,409 | 43,310 | 9,165 | 0 | 1,530 | 3,627 | 187 | 252 | 131 | 23,793 | 298 | 1,313,619 |
| TOTAL: | 81,022,931 | 33,793,120 | 4,038,505 | 854,561 | 0 | 142,638 | 338,186 | 17,422 | 23,484 | 12,220 | 2,218,631 | 27,813 | 122,489,511 |

PARTICIPACIONES A MUNICIPIOS DICIEMBRE DE 2017

| MUNICIPIO | FGP | FFM | FOFIE | IEPS | TENENCIA | ISAN COMP | ISAN | DIV. y ESP | RIFAS SORT | TENENCIA | NOMINAS | HOSPEDAJE | TOTAL |
|--------------------------------|-------------------|-------------------|------------------|----------------|----------|----------------|----------------|---------------|---------------|---------------|------------------|---------------|--------------------|
| 1.- ACUAMANALA DE M. H. | 783,790 | 288,318 | 35,583 | 7,424 | 0 | 1,257 | 3,214 | 154 | 207 | 108 | 19,548 | 245 | 1,139,847 |
| 2.- ATLTZAYANCA | 1,417,220 | 521,327 | 64,340 | 13,424 | 0 | 2,272 | 5,811 | 278 | 374 | 195 | 35,346 | 443 | 2,061,030 |
| 3.- AMAXAC DE GRO. | 990,040 | 364,188 | 44,946 | 9,378 | 0 | 1,587 | 4,059 | 194 | 261 | 136 | 24,692 | 310 | 1,439,793 |
| 4.- APETATITLAN DE A. C. | 1,244,627 | 457,838 | 56,504 | 11,789 | 0 | 1,996 | 5,103 | 244 | 329 | 171 | 31,042 | 389 | 1,810,032 |
| 5.- APZACCO | 5,235,474 | 1,925,879 | 237,683 | 49,592 | 0 | 8,395 | 21,467 | 1,025 | 1,382 | 719 | 130,576 | 1,637 | 7,613,829 |
| 6.- ATLANGATEPEC | 1,078,714 | 396,807 | 48,972 | 10,218 | 0 | 1,730 | 4,423 | 211 | 285 | 148 | 26,904 | 337 | 1,568,749 |
| 7.- BENITO JUAREZ | 814,680 | 299,682 | 36,985 | 7,717 | 0 | 1,306 | 3,340 | 160 | 215 | 112 | 20,319 | 255 | 1,184,770 |
| 8.- CALPULALPAN | 2,614,375 | 961,703 | 118,689 | 24,764 | 0 | 4,192 | 10,720 | 512 | 690 | 359 | 65,204 | 817 | 3,802,025 |
| 9.- CHIAUTEMPAN | 3,480,717 | 1,280,388 | 158,020 | 32,970 | 0 | 5,581 | 14,272 | 682 | 919 | 478 | 86,811 | 1,088 | 5,061,926 |
| 10.- CONTLA DE J. C. | 1,922,064 | 707,035 | 87,259 | 18,206 | 0 | 3,082 | 7,881 | 376 | 507 | 264 | 47,937 | 601 | 2,795,214 |
| 11.- CUAPAXTLA | 1,221,325 | 449,267 | 55,446 | 11,569 | 0 | 1,958 | 5,008 | 239 | 322 | 168 | 30,461 | 382 | 1,776,144 |
| 12.- CUAXOMULCO | 929,603 | 341,956 | 42,203 | 8,805 | 0 | 1,491 | 3,812 | 182 | 245 | 128 | 23,185 | 291 | 1,351,900 |
| 13.- EL CARMEN TEQUEXQUITLA | 1,256,515 | 462,211 | 57,044 | 11,902 | 0 | 2,015 | 5,152 | 246 | 332 | 173 | 31,338 | 393 | 1,827,320 |
| 14.- EMLIANO ZAPATA | 735,102 | 270,409 | 33,373 | 6,963 | 0 | 1,179 | 3,014 | 144 | 194 | 101 | 18,334 | 230 | 1,069,042 |
| 15.- ESPANITA | 940,547 | 345,982 | 42,700 | 8,909 | 0 | 1,508 | 3,856 | 184 | 248 | 129 | 23,458 | 294 | 1,367,816 |
| 16.- HUAMANTLA | 4,320,626 | 1,589,351 | 196,150 | 40,926 | 0 | 6,928 | 17,716 | 846 | 1,141 | 594 | 107,759 | 1,351 | 6,283,387 |
| 17.- HUEYOTLIPAN | 1,226,869 | 451,306 | 55,698 | 11,621 | 0 | 1,967 | 5,030 | 240 | 324 | 169 | 30,599 | 384 | 1,784,207 |
| 18.- IXTACUIXTLA DE M. M. | 2,056,689 | 756,557 | 93,371 | 19,482 | 0 | 3,298 | 8,433 | 403 | 543 | 283 | 51,295 | 643 | 2,990,995 |
| 19.- IXTENCO | 990,146 | 364,227 | 44,951 | 9,379 | 0 | 1,588 | 4,060 | 194 | 261 | 136 | 24,695 | 310 | 1,439,947 |
| 20.- LA MAGDALENA TLALTELULCO | 1,279,721 | 470,748 | 58,098 | 12,122 | 0 | 2,052 | 5,247 | 251 | 338 | 176 | 31,917 | 400 | 1,861,069 |
| 21.- LAZARO CARDENAS | 809,261 | 297,688 | 36,739 | 7,666 | 0 | 1,298 | 3,318 | 158 | 214 | 111 | 20,183 | 253 | 1,176,890 |
| 22.- MAZA TECOCHCO DE J. M. M. | 979,671 | 360,374 | 44,476 | 9,280 | 0 | 1,571 | 4,017 | 192 | 259 | 135 | 24,434 | 306 | 1,424,712 |
| 23.- MUÑOZ DE D. A. | 783,203 | 288,103 | 35,556 | 7,419 | 0 | 1,256 | 3,211 | 153 | 207 | 108 | 19,534 | 245 | 1,138,993 |
| 24.- NANACAMILPA DE M. A. | 1,406,733 | 517,469 | 63,864 | 13,325 | 0 | 2,256 | 5,768 | 276 | 371 | 193 | 35,085 | 440 | 2,045,779 |
| 25.- NATIVITAS | 1,636,970 | 602,163 | 74,316 | 15,506 | 0 | 2,625 | 6,712 | 321 | 432 | 225 | 40,827 | 512 | 2,380,608 |
| 26.- PANOTLA | 1,653,506 | 608,245 | 75,067 | 15,662 | 0 | 2,651 | 6,780 | 324 | 437 | 227 | 41,239 | 517 | 2,404,656 |
| 27.- PAPALOTLA DE X. | 1,833,572 | 674,483 | 83,242 | 17,368 | 0 | 2,940 | 7,518 | 359 | 484 | 252 | 45,730 | 573 | 2,666,522 |
| 28.- SANCTORUM DE L. C. | 976,172 | 359,087 | 44,317 | 9,247 | 0 | 1,565 | 4,003 | 191 | 258 | 134 | 24,346 | 305 | 1,419,625 |
| 29.- SAN DAMIAN TEXOLOC | 871,997 | 320,766 | 39,587 | 8,260 | 0 | 1,398 | 3,575 | 171 | 230 | 120 | 21,748 | 273 | 1,268,125 |
| 30.- SAN FCO. TETLANOHCAN | 1,076,094 | 395,843 | 48,853 | 10,193 | 0 | 1,725 | 4,412 | 211 | 284 | 148 | 26,838 | 336 | 1,564,938 |
| 31.- SAN JERONIMO ZACUALPAN | 864,682 | 318,075 | 39,255 | 8,191 | 0 | 1,386 | 3,545 | 169 | 228 | 119 | 21,566 | 270 | 1,257,487 |
| 32.- SAN JOSE TEACALCO | 864,061 | 317,846 | 39,227 | 8,185 | 0 | 1,385 | 3,543 | 169 | 228 | 119 | 21,550 | 270 | 1,256,584 |
| 33.- SAN JUAN HUACIZINCO | 867,762 | 319,208 | 39,395 | 8,220 | 0 | 1,391 | 3,558 | 170 | 229 | 119 | 21,642 | 271 | 1,261,966 |
| 34.- SAN LORENZO AXOCOMANITLA | 763,916 | 281,008 | 34,681 | 7,236 | 0 | 1,225 | 3,132 | 150 | 202 | 105 | 19,053 | 239 | 1,110,945 |
| 35.- SAN LUCAS TECOPILOCO | 724,750 | 266,601 | 32,903 | 6,865 | 0 | 1,162 | 2,972 | 142 | 191 | 100 | 18,076 | 227 | 1,053,987 |
| 36.- SAN PABLO DEL MONTE | 3,204,420 | 1,178,752 | 145,476 | 30,353 | 0 | 5,138 | 13,139 | 628 | 846 | 440 | 79,920 | 1,002 | 4,660,113 |
| 37.- SANTA ANA NOPALUCAN | 892,287 | 328,230 | 40,509 | 8,452 | 0 | 1,431 | 3,659 | 175 | 236 | 123 | 22,254 | 279 | 1,297,633 |
| 38.- SANTA APOLONIA TEACALCO | 733,816 | 269,936 | 33,314 | 6,951 | 0 | 1,177 | 3,009 | 144 | 194 | 101 | 18,302 | 229 | 1,067,171 |
| 39.- SANTA CATARINA AYOMETLA | 942,251 | 346,609 | 42,777 | 8,925 | 0 | 1,511 | 3,863 | 185 | 249 | 129 | 23,500 | 295 | 1,370,294 |
| 40.- SANTA CRUZ QUILEHTLA | 830,390 | 305,460 | 37,699 | 7,866 | 0 | 1,331 | 3,405 | 163 | 219 | 114 | 20,710 | 260 | 1,207,617 |
| 41.- SANTA CRUZ TLAXCALA | 1,295,265 | 476,466 | 58,803 | 12,269 | 0 | 2,077 | 5,311 | 254 | 342 | 178 | 32,305 | 405 | 1,883,674 |
| 42.- SANTA ISABEL XILOXOTLA | 762,800 | 280,597 | 34,630 | 7,225 | 0 | 1,223 | 3,128 | 149 | 201 | 105 | 19,025 | 238 | 1,109,322 |
| 43.- TENANINGO | 1,094,871 | 402,750 | 49,706 | 10,371 | 0 | 1,756 | 4,489 | 214 | 289 | 150 | 27,307 | 342 | 1,592,245 |
| 44.- TEOLOCHOLCO | 1,455,467 | 535,396 | 66,076 | 13,787 | 0 | 2,334 | 5,968 | 285 | 384 | 200 | 36,300 | 455 | 2,116,652 |
| 45.- TEPETITLA DE LA RDZABAL | 1,324,106 | 487,075 | 60,113 | 12,542 | 0 | 2,123 | 5,429 | 259 | 350 | 182 | 33,024 | 414 | 1,925,617 |
| 46.- TEPEYANCO | 1,013,136 | 372,684 | 45,995 | 9,597 | 0 | 1,625 | 4,154 | 198 | 267 | 139 | 25,268 | 317 | 1,473,380 |
| 47.- TERRENATE | 1,152,859 | 424,081 | 52,338 | 10,920 | 0 | 1,849 | 4,727 | 226 | 304 | 158 | 28,753 | 360 | 1,676,576 |
| 48.- TETLA DE LA SOLIDARIDAD | 1,822,179 | 670,292 | 82,724 | 17,260 | 0 | 2,922 | 7,471 | 357 | 481 | 250 | 45,446 | 570 | 2,649,953 |
| 49.- TETLATLAHUCA | 1,060,163 | 389,983 | 48,130 | 10,042 | 0 | 1,700 | 4,347 | 208 | 280 | 146 | 26,441 | 331 | 1,541,771 |
| 50.- TLAXCALA | 5,911,588 | 2,174,589 | 268,378 | 55,996 | 0 | 9,479 | 24,239 | 1,158 | 1,561 | 812 | 147,439 | 1,848 | 8,597,086 |
| 51.- TLAXCO | 2,252,218 | 828,483 | 102,248 | 21,334 | 0 | 3,611 | 9,235 | 441 | 595 | 309 | 56,172 | 704 | 3,275,348 |
| 52.- TOCATLAN | 795,021 | 292,450 | 36,093 | 7,531 | 0 | 1,275 | 3,260 | 156 | 210 | 109 | 19,828 | 249 | 1,156,181 |
| 53.- TOTOLAC | 1,552,218 | 570,986 | 70,469 | 14,703 | 0 | 2,489 | 6,364 | 304 | 410 | 213 | 38,713 | 485 | 2,257,355 |
| 54.- TZOMPANTEPEC | 1,401,981 | 515,721 | 63,648 | 13,280 | 0 | 2,248 | 5,748 | 275 | 370 | 193 | 34,966 | 438 | 2,038,869 |
| 55.- XALOZTOC | 1,516,214 | 557,742 | 68,834 | 14,362 | 0 | 2,431 | 6,217 | 297 | 400 | 208 | 37,815 | 474 | 2,204,995 |
| 56.- XALTOCAN | 1,045,709 | 384,666 | 47,474 | 9,905 | 0 | 1,677 | 4,288 | 205 | 276 | 144 | 26,081 | 327 | 1,520,751 |
| 57.- XICOHTZINCO | 1,120,609 | 412,218 | 50,874 | 10,615 | 0 | 1,797 | 4,595 | 219 | 296 | 154 | 27,949 | 350 | 1,629,676 |
| 58.- YAUHQUEMEHCAN | 1,917,303 | 705,284 | 87,043 | 18,161 | 0 | 3,074 | 7,861 | 376 | 506 | 263 | 47,819 | 599 | 2,788,290 |
| 59.- ZACATELCO | 2,254,536 | 829,335 | 102,353 | 21,356 | 0 | 3,615 | 9,244 | 442 | 595 | 310 | 56,229 | 705 | 3,278,720 |
| 60.- ZITLALTEPEC DE T. S. S. | 954,000 | 350,931 | 43,310 | 9,037 | 0 | 1,530 | 3,912 | 187 | 252 | 131 | 23,793 | 298 | 1,387,381 |
| TOTAL: | 88,956,597 | 32,722,852 | 4,038,505 | 842,623 | 0 | 142,638 | 364,743 | 17,422 | 23,484 | 12,220 | 2,218,631 | 27,813 | 129,367,528 |

CUARTO. De conformidad con el numeral 5, fracción III de los Lineamientos para la Publicación de la Información a que se refiere el artículo 6 de la Ley de Coordinación Fiscal, se da a conocer el ajuste trimestral de participaciones a municipios por el periodo octubre-diciembre de 2017, utilizando la fórmula establecida en el artículo 504 del Código Financiero para el Estado de Tlaxcala y sus Municipios, cuya metodología se menciona a continuación:

I. El Fondo de Garantía estará constituido por los ingresos que establece el Artículo anterior, determinados sólo para efectos de referencia, con base en la Ley de Ingresos del Estado, para el Ejercicio Fiscal de que se trate

La distribución por municipio, se realizará con base en el coeficiente efectivo del ejercicio inmediato anterior.

El coeficiente efectivo será el resultado de dividir el monto de las participaciones que le haya correspondido al municipio, entre el total de las participaciones entregadas a todos los municipios.

II. Adicionalmente se asignarán a los municipios, la diferencia que resulte de restar al Fondo Estatal Participable observado, el Fondo de Garantía, de la siguiente forma:

- a) **Fondo Poblacional.** El Fondo de Población se constituirá con un monto igual al 20% de la citada diferencia y se distribuirá entre los municipios del Estado con base al número de habitantes, de acuerdo a la última información oficial que hubiera dado a conocer el Instituto de Estadística, Geografía e Informática.
- b) **Fondo Recaudatorio Predial.** El Fondo Recaudatorio se constituirá con un monto igual al 25% de dicha diferencia y se distribuirá entre los municipios del Estado con base a la dinámica de la recaudación del Impuesto Predial, correspondiente al ejercicio fiscal inmediato anterior al de la entrega del Fondo Estatal Participable.

La dinámica de recaudación del Impuesto Predial, será el resultado de multiplicar el coeficiente de crecimiento del Impuesto Predial de cada Municipio por el importe a que hace referencia el párrafo anterior.

Para la obtención del crecimiento del Impuesto Predial en primer lugar se dividirá el monto de la recaudación del Impuesto Predial correspondiente al año inmediato anterior al de la entrega del Fondo Estatal Participable sobre el monto recaudado de dicho impuesto correspondiente al ejercicio inmediato anterior de este último.

El coeficiente derivado del párrafo anterior, se dividirá entre la sumatoria de coeficientes de todos los municipios determinado con base a dicho párrafo.

- c) **Fondo Recaudatorio Derechos de Agua.** El Fondo Recaudatorio se constituirá con un monto igual al 25% de dicha diferencia y se distribuirá entre los municipios del Estado con base a la dinámica de la recaudación de los Derechos de Agua, correspondiente al ejercicio fiscal inmediato anterior al de la entrega del Fondo Estatal Participable.

La dinámica de recaudación de los Derechos de Agua, será el resultado de multiplicar el coeficiente de crecimiento de los Derechos de Agua de cada Municipio por el importe a que hace referencia el párrafo anterior.

Para la obtención del crecimiento de los Derechos de Agua en primer lugar se dividirá el monto de la Recaudación de los Derechos de Agua correspondiente al año inmediato anterior al de la entrega del Fondo Estatal Participable sobre el monto recaudado de dicho derecho correspondiente al ejercicio inmediato anterior de este último.

El coeficiente derivado del párrafo anterior, se dividirá entre la sumatoria de coeficientes de todos los municipios determinado con base a dicho párrafo, y

d) Derogado.

e) **Fondo de Estabilización a la Recaudación del Impuesto Predial.**- Se integrará con un 10% de la diferencia establecida en la fracción II de este artículo, multiplicada por el coeficiente de recaudación determinado con base en el esfuerzo recaudatorio de cada municipio correspondiente al ejercicio inmediato anterior al de la entrega del Fondo Estatal Participable.

El coeficiente de cada Municipio se obtendrá dividiendo su recaudación, entre la sumatoria del total de municipios.

Se entiende por esfuerzo recaudatorio las acciones de carácter administrativo o estratégico que permitan elevar el ingreso por concepto del Impuesto Predial, en el ejercicio inmediato anterior al de la entrega del Fondo Estatal Participable.

f) **Fondo de Estabilización a la Recaudación de los Derechos de Agua.** Se integrará con un 10% de la diferencia establecida en la fracción II de este artículo, multiplicada por el coeficiente de recaudación determinado con base en el esfuerzo recaudatorio de cada Municipio correspondiente al ejercicio inmediato anterior al de la entrega del Fondo Estatal Participable.

El coeficiente de cada Municipio se obtendrá dividiendo su recaudación, entre la sumatoria del total de municipios.

Se entiende por esfuerzo recaudatorio las acciones de carácter administrativo o estratégico que permitan elevar el ingreso por concepto de los Derechos de Agua, en el ejercicio inmediato anterior al de la entrega del Fondo Estatal Participable.

g) **Fondo de Desarrollo Municipal.** El Fondo de Desarrollo Municipal se constituirá con un monto igual al 10% de la misma diferencia y se distribuirá en proporción inversa a las participaciones por habitante que tenga cada Municipio, éstas serán el resultado de la suma de los Fondos a que se refieren las fracciones I y II en sus incisos a), b), c), e) y f) de este artículo en el ejercicio de que se trate.



DETERMINACIÓN DEL FONDO ESTATAL PARTICIPABLE
A LOS MUNICIPIOS PARA EL EJERCICIO FISCAL 2017
OCTUBRE-DICIEMBRE DE 2017

| PARTICIPACIONES FEDERALES | PRONÓSTICO DE INGRESOS 2017 | PORCENTAJE A REPARTIR | FONDO DE GARANTÍA |
|--|-----------------------------|-----------------------|-------------------|
| FONDO GENERAL DE PARTICIPACIONES | 1,291,185,730.07 | 20.00% | 258,237,146.01 |
| FONDO DE FOMENTO MUNICIPAL | 100,843,786.72 | 100.00% | 100,843,786.72 |
| FONDO DE FISCALIZACION | 70,253,373.17 | 20.00% | 14,050,674.63 |
| IMPUESTO ESPECIAL SOBRE PROD. Y SERVICIOS | 12,847,791.74 | 20.00% | 2,569,558.35 |
| IMPUESTO SOBRE TENENCIA O USO DE VEHÍCULOS | 0.00 | 20.00% | 0.00 |
| IMPUESTO SOBRE VEHÍCULOS NUEVOS | 7,159,462.09 | 20.00% | 1,431,892.42 |
| TOTAL FONDO I | 1,482,290,143.80 | | 377,133,058.13 |

| IMPUESTOS ESTATALES | PRONÓSTICO DE INGRESOS 2017 | PORCENTAJE A REPARTIR | FONDO DE GARANTÍA |
|--------------------------------------|-----------------------------|-----------------------|-------------------|
| DIVERSIONES Y ESPECTACULOS PUBLICOS | 140,903.55 | 60.00% | 84,542.13 |
| LOTERÍAS, RIFAS, SORTEOS Y CONCURSOS | 87,110.18 | 50.00% | 43,555.09 |
| TENENCIA O USO DE VEHÍCULOS | 366,597.24 | 10.00% | 36,659.72 |
| NÓMINAS | 66,558,918.00 | 10.00% | 6,655,891.80 |
| HOSPEDAJE | 417,188.59 | 20.00% | 83,437.72 |
| | 67,570,717.56 | | 6,904,086.46 |
| TOTAL FONDO DE GARANTÍA | | | 384,037,144.59 |

| ***PARTICIPACIONES FEDERALES | INGRESOS REALES 2017 | PORCENTAJE A REPARTIR | PARTICIPACIÓN A MUNICIPIOS |
|--|----------------------|-----------------------|----------------------------|
| FONDO GENERAL DE PARTICIPACIONES | 1,145,078,240.00 | 20.00% | 229,015,648.00 |
| FONDO DE FOMENTO MUNICIPAL | 96,542,302.00 | 100.00% | 96,542,302.00 |
| FONDO DE FISCALIZACION | 69,125,992.00 | 20.00% | 13,825,198.40 |
| IMPUESTO ESPECIAL SOBRE PROD. Y SERVICIOS | 14,855,394.00 | 20.00% | 2,971,078.80 |
| IMPUESTO SOBRE TENENCIA O USO DE VEHÍCULOS | 27,133.00 | 20.00% | 5,426.60 |
| IMPUESTO SOBRE VEHÍCULOS NUEVOS | 10,003,804.00 | 20.00% | 2,000,760.80 |
| TOTALES | 1,335,632,865.00 | | 344,360,414.60 |

| INCREMENTO PARTICIPACIONES FEDERALES | INCREMENTO |
|--|----------------|
| FONDO GENERAL DE PARTICIPACIONES | -29,221,498.01 |
| FONDO DE FOMENTO MUNICIPAL | -4,301,484.72 |
| FONDO DE FISCALIZACION | -225,476.23 |
| IMPUESTO ESPECIAL SOBRE PROD. Y SERVICIOS | 401,520.45 |
| IMPUESTO SOBRE TENENCIA O USO DE VEHÍCULOS | 5,426.60 |
| IMPUESTO SOBRE VEHÍCULOS NUEVOS | 568,868.38 |
| TOTALES | -32,772,643.53 |

| ***IMPUESTOS ESTATALES | INGRESOS REALES 2017 | PORCENTAJE A REPARTIR | PARTICIPACIÓN A MUNICIPIOS |
|--------------------------------------|----------------------|-----------------------|----------------------------|
| DIVERSIONES Y ESPECTACULOS PUBLICOS | 224,289.00 | 60.00% | 134,573.40 |
| LOTERÍAS, RIFAS, SORTEOS Y CONCURSOS | 77,552.00 | 50.00% | 38,776.00 |
| TENENCIA O USO DE VEHÍCULOS | 319,944.00 | 10.00% | 31,994.40 |
| NÓMINAS | 135,018,843.00 | 10.00% | 13,501,884.30 |
| HOSPEDAJE | 773,319.00 | 20.00% | 154,663.80 |
| | 136,413,947.00 | | 13,861,891.90 |

| IMPUESTOS ESTATALES | INCREMENTO ING. PROPIOS |
|--------------------------------------|-------------------------|
| DIVERSIONES Y ESPECTACULOS PUBLICOS | 50,031.27 |
| LOTERÍAS, RIFAS, SORTEOS Y CONCURSOS | -4,779.09 |
| TENENCIA O USO DE VEHÍCULOS | -4,665.32 |
| NÓMINAS | 6,845,992.50 |
| HOSPEDAJE | 71,226.08 |
| | 6,957,805.44 |

| RECAUDACIÓN PARA FONDOS II, III, IV, V, VI y VII | |
|--|----------------|
| | -25,814,838.09 |
| TOTAL RECAUDACIÓN ESTATAL PARTICIPABLE | 358,222,306.50 |

| FONDO ESTATAL PARTICIPABLE | PORCENTAJE | PARTICIPACION |
|---|--------------|----------------|
| FONDO I: FONDO DE GARANTIA | IRREDUCTIBLE | 384,037,144.59 |
| FONDO II: FONDO POBLACIONAL | 20% | -5,162,967.62 |
| FONDO III: FONDO DE INCENTIVO A RECAUDACION DE PREDIAL | 25% | -6,453,709.52 |
| FONDO IV: FONDO DE NIVEL RECAUDACION DE PREDIAL | 10% | -2,581,483.81 |
| FONDO V: FONDO DE INCENTIVO A RECAUDACION DE DERECHOS DE AGUA | 25% | -6,453,709.52 |
| FONDO VI: FONDO DE NIVEL RECAUDACION DE DERECHOS DE AGUA | 10% | -2,581,483.81 |
| FONDO VII: FONDO DE DESARROLLO MUNICIPAL | 10% | -2,581,483.81 |
| TOTAL | 100% | 358,222,306.50 |

**DETERMINACIÓN DEL FONDO DE GARANTÍA (I)
OCTUBRE-DICIEMBRE DE 2017**

| NO. | MUNICIPIO | COEFICIENTE DE PARTICIPACION FONDO DE GARANTÍA | TOTAL FONDO DE GARANTÍA |
|--------------|--------------------------|--|-------------------------|
| 1.- | ACUAMANALA DE M.H. | 0.881092% | 3,383,721.02 |
| 2.- | ATLTZAYANCA | 1.593159% | 6,118,321.27 |
| 3.- | AMAXAC DE GRO. | 1.112948% | 4,274,132.13 |
| 4.- | APETA TITLAN DE A.C. | 1.399139% | 5,373,214.23 |
| 5.- | APIZACO | 5.885425% | 22,602,218.66 |
| 6.- | ATLANGATEPEC | 1.212629% | 4,656,947.38 |
| 7.- | BENITO JUAREZ | 0.915817% | 3,517,079.05 |
| 8.- | CALPULALPAN | 2.938933% | 11,286,595.77 |
| 9.- | CHIAUTEMPAN | 3.912826% | 15,026,704.87 |
| 10.- | CONTLA DE J.C. | 2.160677% | 8,297,800.52 |
| 11.- | CUAPIXTLA | 1.372944% | 5,272,616.02 |
| 12.- | CUAXOMULCO | 1.045007% | 4,013,215.04 |
| 13.- | EL CARMEN TEQUEXQUITLA | 1.412503% | 5,424,536.17 |
| 14.- | EMILIANO ZAPATA | 0.826361% | 3,173,532.29 |
| 15.- | ESPAÑITA | 1.057310% | 4,060,462.26 |
| 16.- | HUAMANTLA | 4.857005% | 18,652,703.34 |
| 17.- | HUEYOTLIPAN | 1.379177% | 5,296,552.13 |
| 18.- | IXTACUIXTLA | 2.312014% | 8,878,992.21 |
| 19.- | IXTENCO | 1.113067% | 4,274,589.67 |
| 20.- | LA MAGDALENA TLALTELULCO | 1.438591% | 5,524,723.08 |
| 21.- | LAZARO CARDENAS | 0.909726% | 3,493,685.72 |
| 22.- | MAZATECOCHCO DE J.M.M. | 1.101290% | 4,229,364.44 |
| 23.- | MUÑOZ DE D.A. | 0.880432% | 3,381,186.61 |
| 24.- | NANACAMILPA | 1.581370% | 6,073,048.36 |
| 25.- | NATIVITAS | 1.840190% | 7,067,012.67 |
| 26.- | PANOTLA | 1.858779% | 7,138,400.99 |
| 27.- | PAPALOTLA | 2.061199% | 7,915,767.90 |
| 28.- | SANCTORUM DE L. C. | 1.097358% | 4,214,262.26 |
| 29.- | SAN DAMIAN TEXOLOC | 0.980250% | 3,764,523.09 |
| 30.- | SAN FCO. TETLANOHCAN | 1.209684% | 4,645,634.99 |
| 31.- | SAN JERONIMO ZACUALPAN | 0.972027% | 3,732,944.27 |
| 32.- | SAN JOSE TEACALCO | 0.971329% | 3,730,263.27 |
| 33.- | SAN JUAN HUACTZINCO | 0.975489% | 3,746,239.17 |
| 34.- | SAN LORENZO AXOCOMANITLA | 0.858751% | 3,297,924.00 |
| 35.- | SAN LUCAS TECOPILCO | 0.814723% | 3,128,838.18 |
| 36.- | SAN PABLO DEL MONTE | 3.602228% | 13,833,894.03 |
| 37.- | SANTA ANA NOPALUCAN | 1.003059% | 3,852,119.57 |
| 38.- | SANTA APOLONIA TEACALCO | 0.824914% | 3,167,977.65 |
| 39.- | SANTA CATARINA AYOMETLA | 1.059226% | 4,067,820.42 |
| 40.- | SANTA CRUZ QUILEHTLA | 0.933477% | 3,584,900.10 |
| 41.- | SANTA CRUZ TLAXCALA | 1.456064% | 5,591,825.24 |
| 42.- | SANTA ISABEL XILOXOXTLA | 0.857496% | 3,293,104.94 |
| 43.- | TENANCINGO | 1.230792% | 4,726,698.27 |
| 44.- | TEOLOCHOLCO | 1.636154% | 6,283,437.82 |
| 45.- | TEPETITLA DE LARDIZABAL | 1.488485% | 5,716,337.05 |
| 46.- | TEPEYANCO | 1.138910% | 4,373,837.38 |
| 47.- | TERRENATE | 1.295979% | 4,977,040.62 |
| 48.- | TETLA DE LA SOLIDARIDAD | 2.048391% | 7,866,582.22 |
| 49.- | TETLATLAHUCA | 1.191776% | 4,576,861.74 |
| 50.- | TLAXCALA | 6.645474% | 25,521,088.91 |
| 51.- | TLAXCO | 2.531816% | 9,723,115.12 |
| 52.- | TOCATLAN | 0.893718% | 3,432,208.24 |
| 53.- | TOTOLAC | 1.744917% | 6,701,127.77 |
| 54.- | TZOMPANTEPEC | 1.576029% | 6,052,535.09 |
| 55.- | XALOZTOC | 1.704442% | 6,545,690.97 |
| 56.- | XALTOCAN | 1.175527% | 4,514,461.90 |
| 57.- | XICOHTZINCO | 1.259725% | 4,837,813.67 |
| 58.- | YAUHQUEMEHCAN | 2.155324% | 8,277,245.32 |
| 59.- | ZACATELCO | 2.534423% | 9,733,124.24 |
| 60.- | ZITLALTEPEC DE T.S.S. | 1.072434% | 4,118,543.30 |
| TOTAL | | 100.0000% | 384,037,144.59 |

DETERMINACIÓN DEL FONDO POBLACIONAL (II)
MONTO DE LA RECAUDACIÓN ESTATAL PARTICIPABLE:
-25,814,838.09
20%
-5,162,967.62
OCTUBRE-DICIEMBRE DE 2017

| NO. | MUNICIPIO | HABITANTES INTERCENSAL 2015 | % DE DISTRIBUCION | MONTO A DISTRIBUIR | MONTO PARTICIPABLE |
|--------------|--------------------------|-----------------------------------|----------------------|-----------------------|-----------------------|
| 1.- | ACUAMANALA DE M. H. | 5,925 | 0.465492% | -5,162,967.62 | -24,033.20 |
| 2.- | ATLTZAYANCA | 17,173 | 1.349180% | -5,162,967.62 | -69,657.74 |
| 3.- | AMAXAC DE GRO. | 11,144 | 0.875518% | -5,162,967.62 | -45,202.69 |
| 4.- | APETA TITLAN DE A. C. | 15,271 | 1.199751% | -5,162,967.62 | -61,942.78 |
| 5.- | APIZACO | 78,624 | 6.177019% | -5,162,967.62 | -318,917.49 |
| 6.- | ATLANGATEPEC | 6,597 | 0.518287% | -5,162,967.62 | -26,758.99 |
| 7.- | BENITO JUAREZ | 6,038 | 0.474370% | -5,162,967.62 | -24,491.55 |
| 8.- | CALPULALPAN | 48,385 | 3.801321% | -5,162,967.62 | -196,260.97 |
| 9.- | CHIAUTEMPAN | 70,011 | 5.500347% | -5,162,967.62 | -283,981.13 |
| 10.- | CONTLA DE J. C. | 38,330 | 3.011360% | -5,162,967.62 | -155,475.52 |
| 11.- | CUAPIXTLA | 15,337 | 1.204937% | -5,162,967.62 | -62,210.49 |
| 12.- | CUAXOMULCO | 5,272 | 0.414190% | -5,162,967.62 | -21,384.48 |
| 13.- | EL CARMEN TEQUEXQUITLA | 17,259 | 1.355937% | -5,162,967.62 | -70,006.57 |
| 14.- | EMILIANO ZAPATA | 4,561 | 0.358331% | -5,162,967.62 | -18,500.49 |
| 15.- | ESPAÑITA | 8,668 | 0.680993% | -5,162,967.62 | -35,159.45 |
| 16.- | HUAMANTLA | 92,887 | 7.297578% | -5,162,967.62 | -376,771.58 |
| 17.- | HUEYOTLIPAN | 14,575 | 1.145071% | -5,162,967.62 | -59,119.64 |
| 18.- | IXTACUIXTLA DE M. M. | 38,324 | 3.010888% | -5,162,967.62 | -155,451.18 |
| 19.- | IXTENCO | 7,080 | 0.556233% | -5,162,967.62 | -28,718.15 |
| 20.- | LA MAGDALENA TLALTELULCO | 18,873 | 1.482739% | -5,162,967.62 | -76,553.34 |
| 21.- | LAZARO CARDENAS | 3,103 | 0.243784% | -5,162,967.62 | -12,586.50 |
| 22.- | MAZATECOCHCO DE J. M. M. | 10,901 | 0.856427% | -5,162,967.62 | -44,217.03 |
| 23.- | MUÑOZ DE D. A. | 4,679 | 0.367601% | -5,162,967.62 | -18,979.13 |
| 24.- | NANACAMILPA DE M. A. | 18,115 | 1.423188% | -5,162,967.62 | -73,478.71 |
| 25.- | NATIVITAS | 25,053 | 1.968265% | -5,162,967.62 | -101,620.88 |
| 26.- | PANOTLA | 27,154 | 2.133328% | -5,162,967.62 | -110,143.03 |
| 27.- | PAPALOTLA DE X. | 30,364 | 2.385518% | -5,162,967.62 | -123,163.55 |
| 28.- | SANCTORUM DE L. C. | 9,490 | 0.745573% | -5,162,967.62 | -38,493.68 |
| 29.- | SAN DAMIAN TEXOLOC | 5,569 | 0.437523% | -5,162,967.62 | -22,589.18 |
| 30.- | SAN FCO. TETLANOHCAN | 10,910 | 0.857134% | -5,162,967.62 | -44,253.53 |
| 31.- | SAN JERONIMO ZACUALPAN | 3,767 | 0.295951% | -5,162,967.62 | -15,279.84 |
| 32.- | SAN JOSE TEACALCO | 5,923 | 0.465335% | -5,162,967.62 | -24,025.08 |
| 33.- | SAN JUAN HUACTZINCO | 7,511 | 0.590094% | -5,162,967.62 | -30,466.39 |
| 34.- | SAN LORENZO AXOCOMANITLA | 5,618 | 0.441373% | -5,162,967.62 | -22,787.93 |
| 35.- | SAN LUCAS TECOPILCO | 3,131 | 0.245984% | -5,162,967.62 | -12,700.07 |
| 36.- | SAN PABLO DEL MONTE | 77,242 | 6.068443% | -5,162,967.62 | -313,311.77 |
| 37.- | SANTA ANA NOPALUCAN | 7,773 | 0.610678% | -5,162,967.62 | -31,529.12 |
| 38.- | SANTA APOLONIA TEACALCO | 4,559 | 0.358173% | -5,162,967.62 | -18,492.38 |
| 39.- | SANTA CATARINA AYOMETLA | 8,817 | 0.692699% | -5,162,967.62 | -35,763.83 |
| 40.- | SANTA CRUZ QUILEHTLA | 7,169 | 0.563226% | -5,162,967.62 | -29,079.15 |
| 41.- | SANTA CRUZ TLAXCALA | 20,242 | 1.590293% | -5,162,967.62 | -82,106.33 |
| 42.- | SANTA ISABEL XILOXOXTLA | 4,992 | 0.392192% | -5,162,967.62 | -20,248.73 |
| 43.- | TENANCINGO | 12,834 | 1.008291% | -5,162,967.62 | -52,057.73 |
| 44.- | TEOLOCHOLCO | 24,380 | 1.915391% | -5,162,967.62 | -98,891.03 |
| 45.- | TEPETITLA DE LARDIZABAL | 21,060 | 1.654559% | -5,162,967.62 | -85,424.33 |
| 46.- | TEPEYANCO | 12,047 | 0.946461% | -5,162,967.62 | -48,865.47 |
| 47.- | TERRENA TE | 14,746 | 1.158505% | -5,162,967.62 | -59,813.25 |
| 48.- | TETLA DE LA SOLIDARIDAD | 32,613 | 2.562209% | -5,162,967.62 | -132,286.02 |
| 49.- | TETLA TLAHUCA | 13,414 | 1.053858% | -5,162,967.62 | -54,410.35 |
| 50.- | TLAXCALA | 95,051 | 7.467590% | -5,162,967.62 | -385,549.27 |
| 51.- | TLAXCO | 42,536 | 3.341800% | -5,162,967.62 | -172,536.05 |
| 52.- | TOCATLÁN | 5,843 | 0.459050% | -5,162,967.62 | -23,700.59 |
| 53.- | TOTOLAC | 21,814 | 1.713796% | -5,162,967.62 | -88,482.73 |
| 54.- | TZOMPANTEPEC | 16,359 | 1.285229% | -5,162,967.62 | -66,355.96 |
| 55.- | XALOZTOC | 23,905 | 1.878073% | -5,162,967.62 | -96,964.32 |
| 56.- | XALTOCAN | 10,263 | 0.806303% | -5,162,967.62 | -41,629.15 |
| 57.- | XICOHTZINCO | 13,629 | 1.070749% | -5,162,967.62 | -55,282.44 |
| 58.- | YA UHQUEMEHCAN | 38,296 | 3.008688% | -5,162,967.62 | -155,337.61 |
| 59.- | ZACATELCO | 42,686 | 3.353585% | -5,162,967.62 | -173,144.48 |
| 60.- | ZITLALTEPEC DE T. S. S. | 8,955 | 0.703541% | -5,162,967.62 | -36,323.59 |
| TOTAL | | 1,272,847 | 100.000000% | 0.00 | -5,162,967.62 |



DETERMINACIÓN DEL FONDO RECAUDATORIO (III)

MONTO DE LA RECAUDACIÓN ESTATAL PARTICIPABLE: -25,814,838.09 25% -6,453,709.52
OCTUBRE-DICIEMBRE DE 2017

| NO. | MUNICIPIO | PREDIAL DE 2016 (A) | PREDIAL DE 2015 (B) | DINAMICA DE CRECIMIENTO C=(A/B) | FACTOR DE DISTRIBUCIÓN D=C/TOTAL C | PARTICIPACIÓN (D*20) |
|----------------|--------------------------|----------------------|----------------------|---------------------------------|------------------------------------|----------------------|
| 1.- | ACUAMANALA DE M. H. | 390,932.00 | 435,082.00 | 0.8985 | 1.5004% | -96,829.16 |
| 2.- | ATLTZAYANCA | 109,773.00 | 137,109.00 | 0.8006 | 1.3369% | -86,279.10 |
| 3.- | AMAXAC DE GRO. | 373,993.50 | 380,911.50 | 0.9818 | 1.6395% | -105,807.39 |
| 4.- | APETATITLAN DE A. C. | 1,334,975.20 | 1,538,107.05 | 0.8679 | 1.4493% | -93,532.53 |
| 5.- | APIZACO | 12,420,026.47 | 14,829,282.93 | 0.8375 | 1.3985% | -90,256.48 |
| 6.- | ATLANGATEPEC | 153,922.00 | 187,337.00 | 0.8216 | 1.3720% | -88,542.78 |
| 7.- | BENITO JUAREZ | 85,246.00 | 79,605.00 | 1.0709 | 1.7881% | -115,401.04 |
| 8.- | CALPULALPAN | 2,506,601.40 | 2,434,585.98 | 1.0296 | 1.7192% | -110,952.27 |
| 9.- | CHIAUTEMPAN | 3,193,783.22 | 2,401,541.00 | 1.3299 | 2.2207% | -143,314.94 |
| 10.- | CONTLA DE J. C. | 486,132.00 | 447,722.00 | 1.0858 | 1.8131% | -117,009.69 |
| 11.- | CUAPIXTLA | 377,438.00 | 259,269.00 | 1.4558 | 2.4309% | -156,881.26 |
| 12.- | CUAXOMULCO | 141,745.00 | 166,477.50 | 0.8514 | 1.4217% | -91,754.68 |
| 13.- | EL CARMEN TEQUEXQUITLA | 565,994.00 | 507,126.50 | 1.1161 | 1.8636% | -120,273.95 |
| 14.- | EMILIANO ZAPATA | 73,373.00 | 93,398.00 | 0.7856 | 1.3118% | -84,659.31 |
| 15.- | ESPANITA | 71,536.00 | 207,702.00 | 0.3444 | 0.5751% | -37,115.90 |
| 16.- | HUAMANTLA | 4,995,075.15 | 4,200,973.00 | 1.1890 | 1.9854% | -128,135.12 |
| 17.- | HUEYOTLIPAN | 361,620.00 | 308,336.00 | 1.1728 | 1.9584% | -126,387.54 |
| 18.- | IXTACUIXTLA DE M. M. | 1,644,267.79 | 1,483,954.02 | 1.1080 | 1.8502% | -119,406.55 |
| 19.- | IXTENCO | 184,376.00 | 177,622.96 | 1.0380 | 1.7333% | -111,861.68 |
| 20.- | LA MAGDALENA TLALTELULCO | 594,707.82 | 649,678.39 | 0.9154 | 1.5285% | -98,646.41 |
| 21.- | LAZARO CARDENAS | 29,072.50 | 34,063.00 | 0.8535 | 1.4252% | -91,976.21 |
| 22.- | MAZATECOCHCO DE J. M. M. | 144,602.00 | 175,008.22 | 0.8263 | 1.3797% | -89,041.38 |
| 23.- | MUÑOZ DE D. A. | 147,451.39 | 158,421.73 | 0.9308 | 1.5542% | -100,302.13 |
| 24.- | NANACAMILPA DE M. A. | 865,246.50 | 1,249,019.50 | 0.6927 | 1.1567% | -74,652.90 |
| 25.- | NATIVITAS | 296,057.00 | 301,195.50 | 0.9829 | 1.6413% | -105,926.08 |
| 26.- | PANOTLA | 845,327.70 | 731,910.20 | 1.1550 | 1.9286% | -124,463.88 |
| 27.- | PAPALOTLA DE X. | 2,661,104.95 | 2,599,583.26 | 1.0237 | 1.7093% | -110,314.93 |
| 28.- | SANCTORUM DE L. C. | 381,281.00 | 394,067.00 | 0.9676 | 1.6156% | -104,268.02 |
| 29.- | SAN DAMIAN TEXOLOC | 57,707.50 | 83,903.71 | 0.6878 | 1.1485% | -74,118.59 |
| 30.- | SAN FCO. TETLANOHCAN | 100,033.50 | 117,305.50 | 0.8528 | 1.4239% | -91,897.38 |
| 31.- | SAN JERONIMO ZACUALPAN | 70,203.00 | 76,136.60 | 0.9221 | 1.5397% | -99,366.10 |
| 32.- | SAN JOSE TEACALCO | 71,872.00 | 61,657.00 | 1.1657 | 1.9465% | -125,618.44 |
| 33.- | SAN JUAN HUACTZINCO | 94,541.50 | 116,945.75 | 0.8084 | 1.3499% | -87,119.24 |
| 34.- | SAN LORENZO AXOCOMANITLA | 77,795.00 | 73,510.00 | 1.0583 | 1.7671% | -114,046.33 |
| 35.- | SAN LUCAS TECOPILCO | 83,134.00 | 79,844.00 | 1.0412 | 1.7386% | -112,205.06 |
| 36.- | SAN PABLO DEL MONTE | 1,108,319.00 | 1,192,457.00 | 0.9294 | 1.5520% | -100,160.87 |
| 37.- | SANTA ANA NOPALUCAN | 45,420.26 | 53,169.76 | 0.8542 | 1.4264% | -92,057.88 |
| 38.- | SANTA APOLONIA TEACALCO | 23,198.00 | 23,123.30 | 1.0032 | 1.6752% | -108,112.71 |
| 39.- | SANTA CATARINA AYOMETLA | 106,443.00 | 90,335.00 | 1.1783 | 1.9676% | -126,980.52 |
| 40.- | SANTA CRUZ QUILEHTLA | 113,639.50 | 135,136.00 | 0.8409 | 1.4042% | -90,622.14 |
| 41.- | SANTA CRUZ TLAXCALA | 1,258,223.00 | 1,380,471.00 | 0.9114 | 1.5219% | -98,221.46 |
| 42.- | SANTA ISABEL XILOXOTLA | 341,104.00 | 318,388.00 | 1.0713 | 1.7889% | -115,453.25 |
| 43.- | TENANCINGO | 202,562.50 | 256,617.00 | 0.7894 | 1.3181% | -85,064.76 |
| 44.- | TEOLOCHOLCO | 951,959.28 | 910,432.50 | 1.0456 | 1.7460% | -112,679.95 |
| 45.- | TEPETITLA DE LARDIZABAL | 317,052.15 | 355,581.05 | 0.8916 | 1.4889% | -96,087.77 |
| 46.- | TEPEYANCO | 389,526.00 | 371,868.10 | 1.0475 | 1.7491% | -112,881.71 |
| 47.- | TERRENATE | 146,566.00 | 195,416.00 | 0.7500 | 1.2524% | -80,825.64 |
| 48.- | TETLA DE LA SOLIDARIDAD | 4,468,482.71 | 3,205,239.79 | 1.3941 | 2.3279% | -150,236.55 |
| 49.- | TETLA TLAHUCA | 72,775.50 | 55,964.00 | 1.3004 | 2.1714% | -140,136.90 |
| 50.- | TLAXCALA | 18,671,125.00 | 18,878,385.00 | 0.9890 | 1.6515% | -106,581.47 |
| 51.- | TLAXCO | 1,109,617.86 | 1,076,186.00 | 1.0311 | 1.7217% | -111,112.30 |
| 52.- | TOCATLÁN | 177,274.00 | 130,814.00 | 1.3552 | 2.2629% | -146,038.33 |
| 53.- | TOTOLAC | 1,712,104.32 | 1,394,086.96 | 1.2281 | 2.0507% | -132,347.70 |
| 54.- | TZOMPANTEPEC | 628,801.00 | 766,343.20 | 0.8205 | 1.3701% | -88,423.14 |
| 55.- | XALOTOC | 1,812,370.01 | 1,363,117.21 | 1.3296 | 2.2201% | -143,281.36 |
| 56.- | XALTOCAN | 1,149,815.00 | 839,159.00 | 1.3702 | 2.2880% | -147,658.94 |
| 57.- | XICOHTZINCO | 1,275,454.00 | 1,398,993.50 | 0.9117 | 1.5224% | -98,248.32 |
| 58.- | YAUHQUEMEHCAN | 3,129,682.00 | 3,395,522.20 | 0.9217 | 1.5391% | -99,327.54 |
| 59.- | ZACATELCO | 2,348,003.00 | 2,375,060.50 | 0.9886 | 1.6508% | -106,536.89 |
| 60.- | ZITLALTEPEC DE T. S. S. | 290,755.00 | 229,939.00 | 1.2645 | 2.1115% | -136,266.97 |
| TOTALES | | 77,841,219.18 | 77,570,196.87 | 59.8871 | 100.0000% | -6,453,709.52 |

DETERMINACIÓN DEL FONDO DE ESTABILIZACIÓN (IV)
MONTO DE LA RECAUDACIÓN ESTATAL PAR -25,814,838.09 **10%** **-2,581,483.81**
OCTUBRE-DICIEMBRE DE 2017

| NO. | MUNICIPIO | PREDIAL DE 2016 (A) | DINAMICA DE CRECIMIENTO B=(A/TOTAL A) | FACTOR DE DISTRIBUCIÓN C=(B/TOTAL B) | PARTICIPACIÓN D=(C* REC. ESTATAL) |
|----------------|--------------------------|----------------------|---------------------------------------|--------------------------------------|-----------------------------------|
| 1.- | ACUAMANALA DE M. H. | 390,932.00 | 0.0050 | 0.5022% | -12,964.66 |
| 2.- | ATLTZAYANCA | 109,773.00 | 0.0014 | 0.1410% | -3,640.45 |
| 3.- | AMAXAC DE GRO. | 373,993.50 | 0.0048 | 0.4805% | -12,402.92 |
| 4.- | APETATITLAN DE A. C. | 1,334,975.20 | 0.0171 | 1.7150% | -44,272.39 |
| 5.- | APIZACO | 12,420,026.47 | 0.1596 | 15.9556% | -411,891.00 |
| 6.- | ATLANGATEPEC | 153,922.00 | 0.0020 | 0.1977% | -5,104.59 |
| 7.- | BENITO JUAREZ | 85,246.00 | 0.0011 | 0.1095% | -2,827.05 |
| 8.- | CALPULALPAN | 2,506,601.40 | 0.0322 | 3.2201% | -83,127.56 |
| 9.- | CHIAUTEMPAN | 3,193,783.22 | 0.0410 | 4.1029% | -105,916.89 |
| 10.- | CONTLA DE J. C. | 486,132.00 | 0.0062 | 0.6245% | -16,121.82 |
| 11.- | CUAPIXTLA | 377,438.00 | 0.0048 | 0.4849% | -12,517.15 |
| 12.- | CUAXOMULCO | 141,745.00 | 0.0018 | 0.1821% | -4,700.75 |
| 13.- | EL CARMEN TEQUEXQUITLA | 565,994.00 | 0.0073 | 0.7271% | -18,770.32 |
| 14.- | EMILIANO ZAPATA | 73,373.00 | 0.0009 | 0.0943% | -2,433.30 |
| 15.- | ESPAÑITA | 71,536.00 | 0.0009 | 0.0919% | -2,372.38 |
| 16.- | HUAMANTLA | 4,995,075.15 | 0.0642 | 6.4170% | -165,653.95 |
| 17.- | HUEYOTLIPAN | 361,620.00 | 0.0046 | 0.4646% | -11,992.57 |
| 18.- | IXTACUIXTLA DE M. M. | 1,644,267.79 | 0.0211 | 2.1123% | -54,529.60 |
| 19.- | IXTENCO | 184,376.00 | 0.0024 | 0.2369% | -6,114.55 |
| 20.- | LA MAGDALENA TLALTELULCO | 594,707.82 | 0.0076 | 0.7640% | -19,722.57 |
| 21.- | LAZARO CARDENAS | 29,072.50 | 0.0004 | 0.0373% | -964.14 |
| 22.- | MAZATECOCHCO DE J. M. M. | 144,602.00 | 0.0019 | 0.1858% | -4,795.50 |
| 23.- | MUÑOZ DE D. A. | 147,451.39 | 0.0019 | 0.1894% | -4,890.00 |
| 24.- | NANACAMILPA DE M. A. | 865,246.50 | 0.0111 | 1.1116% | -28,694.56 |
| 25.- | NATIVITAS | 296,057.00 | 0.0038 | 0.3803% | -9,818.27 |
| 26.- | PANOTLA | 845,327.70 | 0.0109 | 1.0860% | -28,033.99 |
| 27.- | PAPALOTLA DE X. | 2,661,104.95 | 0.0342 | 3.4186% | -88,251.44 |
| 28.- | SANCTORUM DE L. C. | 381,281.00 | 0.0049 | 0.4898% | -12,644.60 |
| 29.- | SAN DAMIAN TEXOLOC | 57,707.50 | 0.0007 | 0.0741% | -1,913.78 |
| 30.- | SAN FCO. TETLANOHCAN | 100,033.50 | 0.0013 | 0.1285% | -3,317.46 |
| 31.- | SAN JERONIMO ZACUALPAN | 70,203.00 | 0.0009 | 0.0902% | -2,328.17 |
| 32.- | SAN JOSE TEACALCO | 71,872.00 | 0.0009 | 0.0923% | -2,383.52 |
| 33.- | SAN JUAN HUACZINCO | 94,541.50 | 0.0012 | 0.1215% | -3,135.32 |
| 34.- | SAN LORENZO AXOCOMANITLA | 77,795.00 | 0.0010 | 0.0999% | -2,579.95 |
| 35.- | SAN LUCAS TECOPILCO | 83,134.00 | 0.0011 | 0.1068% | -2,757.01 |
| 36.- | SAN PABLO DEL MONTE | 1,108,319.00 | 0.0142 | 1.4238% | -36,755.69 |
| 37.- | SANTA ANA NOPALUCAN | 45,420.26 | 0.0006 | 0.0583% | -1,506.29 |
| 38.- | SANTA APOLONIA TEACALCO | 23,198.00 | 0.0003 | 0.0298% | -769.33 |
| 39.- | SANTA CATARINA AYOMETLA | 106,443.00 | 0.0014 | 0.1367% | -3,530.02 |
| 40.- | SANTA CRUZ QUILEHTLA | 113,639.50 | 0.0015 | 0.1460% | -3,768.68 |
| 41.- | SANTA CRUZ TLAXCALA | 1,258,223.00 | 0.0162 | 1.6164% | -41,727.02 |
| 42.- | SANTA ISABEL XILOXOTLA | 341,104.00 | 0.0044 | 0.4382% | -11,312.19 |
| 43.- | TENANCINGO | 202,562.50 | 0.0026 | 0.2602% | -6,717.67 |
| 44.- | TEOLOCHOLCO | 951,959.28 | 0.0122 | 1.2230% | -31,570.26 |
| 45.- | TEPETITLA DE LARDIZABAL | 317,052.15 | 0.0041 | 0.4073% | -10,514.54 |
| 46.- | TEPEYANCO | 389,526.00 | 0.0050 | 0.5004% | -12,918.03 |
| 47.- | TERRENATE | 146,566.00 | 0.0019 | 0.1883% | -4,860.64 |
| 48.- | TETLA DE LA SOLIDARIDAD | 4,468,482.71 | 0.0574 | 5.7405% | -148,190.33 |
| 49.- | TETLATLAHUCA | 72,775.50 | 0.0009 | 0.0935% | -2,413.49 |
| 50.- | TLAXCALA | 18,671,125.00 | 0.2399 | 23.9862% | -619,199.02 |
| 51.- | TLAXCO | 1,109,617.86 | 0.0143 | 1.4255% | -36,798.76 |
| 52.- | TOCATLÁN | 177,274.00 | 0.0023 | 0.2277% | -5,879.02 |
| 53.- | TOTOLAC | 1,712,104.32 | 0.0220 | 2.1995% | -56,779.30 |
| 54.- | TZOMPANTEPEC | 628,801.00 | 0.0081 | 0.8078% | -20,853.21 |
| 55.- | XALOZTOC | 1,812,370.01 | 0.0233 | 2.3283% | -60,104.45 |
| 56.- | XALTOCAN | 1,149,815.00 | 0.0148 | 1.4771% | -38,131.84 |
| 57.- | XICOHTZINCO | 1,275,454.00 | 0.0164 | 1.6385% | -42,298.46 |
| 58.- | YAUHQUEMEHCAN | 3,129,682.00 | 0.0402 | 4.0206% | -103,791.07 |
| 59.- | ZACATELCO | 2,348,003.00 | 0.0302 | 3.0164% | -77,867.89 |
| 60.- | ZITLALTEPEC DE T. S. S. | 290,755.00 | 0.0037 | 0.3735% | -9,642.44 |
| TOTALES | | 77,841,219.18 | 1.0000 | 100.0000% | -2,581,483.81 |

DETERMINACIÓN DEL FONDO RECAUDATORIO (V)
MONTO DE LA RECAUDACIÓN ESTATAL PARTICIPABLE: -25,814,838.09
25% -6,453,709.52
OCTUBRE-DICIEMBRE DE 2017

| NO. | MUNICIPIO | DERECHOS DE AGUA 2016 (A) | DERECHOS DE AGUA 2015 (B) | DINAMICA DE CRECIMIENTO C=(A/B) | FACTOR DE DISTRIBUCIÓN D=C/TOTAL C | PARTICIPACIÓN (D*20) |
|----------------|---------------------------|---------------------------------|---------------------------------|---------------------------------------|--|-------------------------|
| 1.- | ACUAMANALA DE M. H. | 50,016.00 | 50,016.00 | 1.0000 | 1.5578% | -100,539.01 |
| 2.- | ATLTZAYANCA | 430,387.00 | 430,387.00 | 1.0000 | 1.5578% | -100,539.01 |
| 3.- | AMAXAC DE GRO. | 512,455.00 | 512,455.00 | 1.0000 | 1.5578% | -100,539.01 |
| 4.- | APETA TITLAN DE A. C. | 2,023,183.70 | 1,201,594.16 | 1.6837 | 2.6230% | -169,282.52 |
| 5.- | APZACO | 28,768,593.00 | 28,768,593.30 | 1.0000 | 1.5578% | -100,539.01 |
| 6.- | ATLANGA TEPEC | 300,472.00 | 273,040.00 | 1.1005 | 1.7144% | -110,640.04 |
| 7.- | BENITO JUAREZ | 492,578.00 | 492,578.00 | 1.0000 | 1.5578% | -100,539.01 |
| 8.- | CALPULALPAN | 8,220,521.00 | 8,220,521.00 | 1.0000 | 1.5578% | -100,539.01 |
| 9.- | CHIAUTEMPAN | 12,977,078.00 | 12,977,077.83 | 1.0000 | 1.5578% | -100,539.01 |
| 10.- | CONTLA DE J. C. | 630,716.00 | 520,913.00 | 1.2108 | 1.8862% | -121,731.58 |
| 11.- | CUAPIXTLA | 740,190.00 | 740,190.00 | 1.0000 | 1.5578% | -100,539.01 |
| 12.- | CUAXOMULCO | 218,330.00 | 218,330.00 | 1.0000 | 1.5578% | -100,539.01 |
| 13.- | EL CARMEN TEQUEXQUITLA | 399,159.00 | 399,159.00 | 1.0000 | 1.5578% | -100,539.01 |
| 14.- | EMILIANO ZAPATA | 171,327.50 | 167,575.00 | 1.0224 | 1.5927% | -102,790.38 |
| 15.- | ESPAÑITA | 848,695.00 | 848,695.00 | 1.0000 | 1.5578% | -100,539.01 |
| 16.- | HUAMANTLA | 17,620,070.58 | 16,736,619.50 | 1.0528 | 1.6401% | -105,846.01 |
| 17.- | HUEYOTLIPAN | 1,359,581.00 | 1,359,580.51 | 1.0000 | 1.5578% | -100,539.05 |
| 18.- | IXTACUIXTLA DE M. M. | 301,480.00 | 301,480.00 | 1.0000 | 1.5578% | -100,539.01 |
| 19.- | IXTENCO | 1,486,228.00 | 1,486,227.50 | 1.0000 | 1.5578% | -100,539.04 |
| 20.- | LA MAGDALENA TLALTELULCO | 689,363.58 | 689,364.58 | 1.0000 | 1.5578% | -100,538.86 |
| 21.- | LAZARO CARDENAS | 112,905.00 | 112,905.00 | 1.0000 | 1.5578% | -100,539.01 |
| 22.- | MAZA TECOCHCO DE J. M. M. | 546,043.00 | 402,693.00 | 1.3560 | 2.1124% | -136,328.72 |
| 23.- | MUÑOZ DE D. A. | 365,462.00 | 365,461.85 | 1.0000 | 1.5578% | -100,539.05 |
| 24.- | NANACAMILPA DE M. A. | 2,020,499.00 | 2,020,499.00 | 1.0000 | 1.5578% | -100,539.01 |
| 25.- | NATIVITAS | 142,082.00 | 142,082.00 | 1.0000 | 1.5578% | -100,539.01 |
| 26.- | PANOTLA | 861,496.50 | 820,665.00 | 1.0498 | 1.6354% | -105,541.25 |
| 27.- | PAPALOTLA DE X. | 973,449.00 | 973,448.50 | 1.0000 | 1.5578% | -100,539.06 |
| 28.- | SANCTORUM DE L. C. | 332,945.00 | 332,945.00 | 1.0000 | 1.5578% | -100,539.01 |
| 29.- | SAN DAMIAN TEXOLOC | 514,056.00 | 514,056.00 | 1.0000 | 1.5578% | -100,539.01 |
| 30.- | SAN FCO. TETLANOHCAN | 953,365.00 | 953,365.00 | 1.0000 | 1.5578% | -100,539.01 |
| 31.- | SAN JERONIMO ZACUALPAN | 404,572.90 | 329,805.90 | 1.2267 | 1.9110% | -123,331.21 |
| 32.- | SAN JOSE TEACALCO | 678,821.50 | 678,822.50 | 1.0000 | 1.5578% | -100,538.86 |
| 33.- | SAN JUAN HUACTZINCO | 388,845.00 | 388,845.00 | 1.0000 | 1.5578% | -100,539.01 |
| 34.- | SAN LORENZO AXOCOMANITLA | 191,300.00 | 191,300.00 | 1.0000 | 1.5578% | -100,539.01 |
| 35.- | SAN LUCAS TECOPILCO | 190,740.00 | 190,740.00 | 1.0000 | 1.5578% | -100,539.01 |
| 36.- | SAN PABLO DEL MONTE | 4,678,325.50 | 4,607,891.00 | 1.0153 | 1.5817% | -102,075.81 |
| 37.- | SANTA ANA NOPALUCAN | 121,180.00 | 120,460.00 | 1.0060 | 1.5672% | -101,139.94 |
| 38.- | SANTA A POLONIA TEACALCO | 149,147.00 | 149,147.00 | 1.0000 | 1.5578% | -100,539.01 |
| 39.- | SANTA CATARINA AYOMETLA | 243,755.00 | 238,145.00 | 1.0236 | 1.5945% | -102,907.42 |
| 40.- | SANTA CRUZ QUILEHTLA | 159,572.52 | 159,572.50 | 1.0000 | 1.5578% | -100,539.02 |
| 41.- | SANTA CRUZ TLAXCALA | 293,000.00 | 252,150.00 | 1.1620 | 1.8102% | -116,827.01 |
| 42.- | SANTA ISABEL XILOXOTLA | 475,444.00 | 475,444.00 | 1.0000 | 1.5578% | -100,539.01 |
| 43.- | TENANCINGO | 359,520.00 | 359,520.00 | 1.0000 | 1.5578% | -100,539.01 |
| 44.- | TEOLOCHOLCO | 1,214,310.00 | 1,214,310.00 | 1.0000 | 1.5578% | -100,539.01 |
| 45.- | TEPETITLA DE LARDIZABAL | 608,479.00 | 608,479.24 | 1.0000 | 1.5578% | -100,538.97 |
| 46.- | TEPEYANCO | 179,288.00 | 157,925.00 | 1.1353 | 1.7686% | -114,139.23 |
| 47.- | TERRENATE | 141,544.00 | 141,544.00 | 1.0000 | 1.5578% | -100,539.01 |
| 48.- | TETLA DE LA SOLIDARIDAD | 1,772,654.01 | 1,012,819.36 | 1.7502 | 2.7266% | -175,965.12 |
| 49.- | TETLA TLAHUCA | 672,936.00 | 672,936.00 | 1.0000 | 1.5578% | -100,539.01 |
| 50.- | TLAXCALA | 44,625,525.00 | 36,699,357.00 | 1.2160 | 1.8943% | -122,252.99 |
| 51.- | TLAXCO | 1,276,157.50 | 1,183,118.00 | 1.0786 | 1.6804% | -108,445.32 |
| 52.- | TOCALÁN | 175,362.00 | 148,859.00 | 1.1780 | 1.8352% | -118,439.07 |
| 53.- | TOTOLAC | 1,001,432.00 | 912,358.54 | 1.0976 | 1.7099% | -110,354.62 |
| 54.- | TZOMPANTEPEC | 1,405,779.00 | 1,405,779.11 | 1.0000 | 1.5578% | -100,539.00 |
| 55.- | XALOZTOC | 1,101,340.50 | 610,429.00 | 1.8042 | 2.8107% | -181,393.22 |
| 56.- | XALTOCAN | 1,267,775.00 | 1,267,775.01 | 1.0000 | 1.5578% | -100,539.01 |
| 57.- | XICOHTZINCO | 932,416.00 | 932,416.00 | 1.0000 | 1.5578% | -100,539.01 |
| 58.- | YAUHQUEMEHCAN | 2,072,467.00 | 2,028,507.42 | 1.0217 | 1.5916% | -102,717.78 |
| 59.- | ZACATELCO | 3,379,735.00 | 3,379,734.91 | 1.0000 | 1.5578% | -100,539.01 |
| 60.- | ZITLALTEPEC DE T. S. S. | 103,010.00 | 103,010.00 | 1.0000 | 1.5578% | -100,539.01 |
| TOTALES | | 155,327,160.29 | 143,653,717.22 | 64.1911 | 100.0000% | -6,453,709.52 |

DETERMINACIÓN DEL FONDO DE ESTABILIZACION (VI)

MONTO DE LA RECAUDACIÓN ESTATAL PA -25,814,838.09

10%

-2,581,483.81

OCTUBRE-DICIEMBRE DE 2017


| NO. | MUNICIPIO | DERECHOS DE AGUA 2016 (A) | DINAMICA DE CRECIMIENTO B=(A/TOTAL A) | FACTOR DE DISTRIBUCIÓN C=(B/TOTAL B) | PARTICIPACIÓN D=(C* REC. ESTATAL) |
|----------------|--------------------------|---------------------------------|---|--|--------------------------------------|
| 1.- | ACUAMANALA DE M. H. | 50,016.00 | 0.0003 | 0.0322% | -831.25 |
| 2.- | ATLTZAYANCA | 430,387.00 | 0.0028 | 0.2771% | -7,152.88 |
| 3.- | AMAXAC DE GRO. | 512,455.00 | 0.0033 | 0.3299% | -8,516.83 |
| 4.- | APETATITLAN DE A. C. | 2,023,183.70 | 0.0130 | 1.3025% | -33,624.62 |
| 5.- | APIZACO | 28,768,593.00 | 0.1852 | 18.5213% | -478,124.09 |
| 6.- | ATLANGATEPEC | 300,472.00 | 0.0019 | 0.1934% | -4,993.74 |
| 7.- | BENITO JUAREZ | 492,578.00 | 0.0032 | 0.3171% | -8,186.48 |
| 8.- | CALPULALPAN | 8,220,521.00 | 0.0529 | 5.2924% | -136,622.22 |
| 9.- | CHIAUTEMPAN | 12,977,078.00 | 0.0835 | 8.3547% | -215,674.56 |
| 10.- | CONTLA DE J. C. | 630,716.00 | 0.0041 | 0.4061% | -10,482.28 |
| 11.- | CUAPIAXTLA | 740,190.00 | 0.0048 | 0.4765% | -12,301.70 |
| 12.- | CUAXOMULCO | 218,330.00 | 0.0014 | 0.1406% | -3,628.57 |
| 13.- | EL CARMEN TEQUEXQUITLA | 399,159.00 | 0.0026 | 0.2570% | -6,633.88 |
| 14.- | EMILIANO ZAPATA | 171,327.50 | 0.0011 | 0.1103% | -2,847.40 |
| 15.- | ESPAÑITA | 848,695.00 | 0.0055 | 0.5464% | -14,105.02 |
| 16.- | HUAMANTLA | 17,620,070.58 | 0.1134 | 11.3438% | -292,839.49 |
| 17.- | HUEYOTLIPAN | 1,359,581.00 | 0.0088 | 0.8753% | -22,595.77 |
| 18.- | IXTACUIXTLA DE M. M. | 301,480.00 | 0.0019 | 0.1941% | -5,010.49 |
| 19.- | IXTENCO | 1,486,228.00 | 0.0096 | 0.9568% | -24,700.60 |
| 20.- | LA MAGDALENA TLALTELULCO | 689,363.58 | 0.0044 | 0.4438% | -11,456.98 |
| 21.- | LAZARO CARDENAS | 112,905.00 | 0.0007 | 0.0727% | -1,876.44 |
| 22.- | MAZATECOCHCO DE J. M. M. | 546,043.00 | 0.0035 | 0.3515% | -9,075.05 |
| 23.- | MUÑOZ DE D. A. | 365,462.00 | 0.0024 | 0.2353% | -6,073.85 |
| 24.- | NANACAMILPA DE M. A. | 2,020,499.00 | 0.0130 | 1.3008% | -33,580.00 |
| 25.- | NATIVITAS | 142,082.00 | 0.0009 | 0.0915% | -2,361.35 |
| 26.- | PANOTLA | 861,496.50 | 0.0055 | 0.5546% | -14,317.77 |
| 27.- | PAPALOTLA DE X. | 973,449.00 | 0.0063 | 0.6267% | -16,178.39 |
| 28.- | SANCTORUM DE L. C. | 332,945.00 | 0.0021 | 0.2144% | -5,533.43 |
| 29.- | SAN DAMIAN TEXOLOC | 514,056.00 | 0.0033 | 0.3310% | -8,543.43 |
| 30.- | SAN FCO. TETLANOHCAN | 953,365.00 | 0.0061 | 0.6138% | -15,844.60 |
| 31.- | SAN JERONIMO ZACUALPAN | 404,572.90 | 0.0026 | 0.2605% | -6,723.86 |
| 32.- | SAN JOSE TEACALCO | 678,821.50 | 0.0044 | 0.4370% | -11,281.78 |
| 33.- | SAN JUAN HUAQTZINCO | 388,845.00 | 0.0025 | 0.2503% | -6,462.47 |
| 34.- | SAN LORENZO AXOCOMANITLA | 191,300.00 | 0.0012 | 0.1232% | -3,179.34 |
| 35.- | SAN LUCAS TECOPILCO | 190,740.00 | 0.0012 | 0.1228% | -3,170.03 |
| 36.- | SAN PABLO DEL MONTE | 4,678,325.50 | 0.0301 | 3.0119% | -77,572.16 |
| 37.- | SANTA ANA NOPALUCAN | 121,180.00 | 0.0008 | 0.0780% | -2,013.97 |
| 38.- | SANTA A POLONIA TEACALCO | 149,147.00 | 0.0010 | 0.0960% | -2,478.77 |
| 39.- | SANTA CATARINA AYOMETLA | 243,755.00 | 0.0016 | 0.1569% | -4,051.12 |
| 40.- | SANTA CRUZ QUILEHTLA | 159,572.52 | 0.0010 | 0.1027% | -2,652.04 |
| 41.- | SANTA CRUZ TLAXCALA | 293,000.00 | 0.0019 | 0.1886% | -4,869.56 |
| 42.- | SANTA ISABEL XILOXOTLA | 475,444.00 | 0.0031 | 0.3061% | -7,901.72 |
| 43.- | TENANCINGO | 359,520.00 | 0.0023 | 0.2315% | -5,975.10 |
| 44.- | TEOLOCHOLCO | 1,214,310.00 | 0.0078 | 0.7818% | -20,181.41 |
| 45.- | TEPETITLA DE LARDIZABAL | 608,479.00 | 0.0039 | 0.3917% | -10,112.71 |
| 46.- | TEPEYANCO | 179,288.00 | 0.0012 | 0.1154% | -2,979.70 |
| 47.- | TERRENA TE | 141,544.00 | 0.0009 | 0.0911% | -2,352.41 |
| 48.- | TETLA DE LA SOLIDARIDAD | 1,772,654.01 | 0.0114 | 1.1412% | -29,460.90 |
| 49.- | TETLATLAHUCA | 672,936.00 | 0.0043 | 0.4332% | -11,183.96 |
| 50.- | TLAXCALA | 44,625,525.00 | 0.2873 | 28.7300% | -741,660.83 |
| 51.- | TLAXCO | 1,276,157.50 | 0.0082 | 0.8216% | -21,209.30 |
| 52.- | TOCATLÁN | 175,362.00 | 0.0011 | 0.1129% | -2,914.46 |
| 53.- | TOTOLAC | 1,001,432.00 | 0.0064 | 0.6447% | -16,643.45 |
| 54.- | TZOMPANTEPEC | 1,405,779.00 | 0.0091 | 0.9050% | -23,363.56 |
| 55.- | XALOZTOC | 1,101,340.50 | 0.0071 | 0.7090% | -18,303.90 |
| 56.- | XALTOCAN | 1,267,775.00 | 0.0082 | 0.8162% | -21,069.98 |
| 57.- | XICOHZINCO | 932,416.00 | 0.0060 | 0.6003% | -15,496.43 |
| 58.- | YAUHQUEMEHCAN | 2,072,467.00 | 0.0133 | 1.3343% | -34,443.69 |
| 59.- | ZACATELCO | 3,379,735.00 | 0.0218 | 2.1759% | -56,170.03 |
| 60.- | ZITLALTEPEC DE T. S. S. | 103,010.00 | 0.0007 | 0.0663% | -1,711.99 |
| TOTALES | | 155,327,160.29 | 1.0000 | 100.0000% | -2,581,483.81 |

TOTAL DE PARTICIPACIONES A MUNICIPIOS

| NO. | MUNICIPIO | PARTICIPACION FONDO I (A) | PARTICIPACION FONDO II (B) | PARTICIPACION FONDO III (C) | PARTICIPACION FONDO IV (D) | PARTICIPACION FONDO V (E) | PARTICIPACION FONDO VI (F) | PARTICIPACION FONDO VII (G) | PARTICIPACION EN INCREMENTOS E+B+C+D+E+G | TOTAL DE PARTICIPACIONES |
|---------------|--------------------------|---------------------------|----------------------------|-----------------------------|----------------------------|---------------------------|----------------------------|-----------------------------|--|--------------------------|
| 1.- | ACUAMANALA DE M. H. | 3,383,721.02 | -24,033.20 | -96,829.16 | -12,964.66 | -100,539.01 | -831.25 | -27,214.53 | -262,411.80 | 3,121,309.22 |
| 2.- | ATLIZAYANCA | 6,118,321.27 | -69,657.74 | -86,279.10 | -3,640.45 | -100,539.01 | -7,152.88 | -42,445.50 | -309,714.68 | 5,808,606.59 |
| 3.- | AMAXAC DE GRO. | 4,274,132.13 | -45,202.69 | -105,807.39 | -12,402.45 | -100,539.01 | -8,516.83 | -40,273.56 | -312,742.40 | 3,961,389.74 |
| 4.- | ARETATILAN DE A. C. | 5,373,214.23 | -61,942.78 | -93,532.53 | -44,272.39 | -169,282.52 | -33,624.62 | -44,430.55 | -447,065.38 | 4,926,128.86 |
| 5.- | ARZACO | 22,602,218.66 | -318,917.49 | -90,256.48 | -411,891.00 | -100,539.01 | -478,124.09 | -53,627.52 | -1,453,365.58 | 21,148,863.08 |
| 6.- | ATLANGATEPEC | 4,656,947.38 | -26,758.99 | -88,542.78 | -5,104.59 | -110,640.04 | -4,993.74 | -21,580.15 | -257,620.30 | 4,399,327.08 |
| 7.- | BENITO JUAREZ | 3,517,079.05 | -22,491.57 | -115,401.04 | -2,827.05 | -100,539.01 | -8,186.48 | -66,738.99 | -278,184.12 | 3,238,894.93 |
| 8.- | CHALULUILA | 11,286,595.77 | -196,260.97 | -110,952.27 | -83,127.56 | -100,539.01 | -136,622.22 | -65,646.25 | -693,148.29 | 10,593,447.48 |
| 9.- | CHIAUTEMPAN | 15,026,704.87 | -283,981.13 | -143,314.94 | -105,916.89 | -100,539.01 | -215,674.56 | -70,371.78 | -920,842.09 | 14,105,862.78 |
| 10.- | CHUALTLAN DE J. C. | 8,297,800.52 | -155,475.52 | -117,009.69 | -16,121.82 | -121,731.58 | -10,482.28 | -491,192.67 | -7,806,607.86 | 7,806,607.86 |
| 11.- | CUAPAXTLA | 5,272,616.02 | -62,210.49 | -156,881.26 | -12,517.15 | -100,539.01 | -12,301.70 | -45,006.42 | -389,456.03 | 4,883,159.98 |
| 12.- | CUAXMULCO | 4,013,215.04 | -21,384.48 | -91,754.68 | -4,700.75 | -100,539.01 | -3,628.57 | -20,110.24 | -242,117.30 | 3,771,097.30 |
| 13.- | EL CARMEN TEQUEXQUITLA | 5,424,536.17 | -70,006.57 | -120,273.95 | -18,770.32 | -100,539.01 | -6,633.88 | -48,860.47 | -965,084.20 | 5,059,451.97 |
| 14.- | EMILIANO ZAPATA | 3,173,532.29 | -18,500.49 | -84,659.31 | -2,433.30 | -102,790.38 | -2,847.40 | -22,266.41 | -233,497.30 | 2,940,034.98 |
| 15.- | ESPANITA | 4,060,462.26 | -35,159.45 | -37,115.90 | -2,372.38 | -100,539.01 | -14,105.02 | -32,381.43 | -221,673.19 | 3,838,789.07 |
| 16.- | HUAMANTLA | 18,652,703.34 | -376,771.58 | -128,135.12 | -165,653.95 | -105,846.01 | -292,839.49 | -76,395.91 | -1,145,642.07 | 17,507,061.27 |
| 17.- | HUEYOTLIPAN | 5,296,562.13 | -59,119.64 | -126,387.54 | -11,992.57 | -100,539.05 | -22,595.77 | -42,359.89 | -362,994.45 | 4,933,557.68 |
| 18.- | IXTACUXTLA DE M. M. | 8,878,992.21 | -155,451.18 | -119,406.55 | -54,529.60 | -100,539.01 | -5,010.49 | -65,635.56 | -500,572.40 | 8,378,419.81 |
| 19.- | IXTENCO | 4,274,589.67 | -28,718.15 | -111,861.68 | -6,114.55 | -100,539.04 | -24,700.60 | -25,580.23 | -297,514.24 | 3,977,075.43 |
| 20.- | LA MAGDALENA TLALTELULCO | 5,524,723.08 | -76,553.34 | -98,646.41 | -19,722.57 | -100,538.86 | -11,456.98 | -52,308.53 | -359,226.69 | 5,165,496.38 |
| 21.- | LAZARO CARDENAS | 3,493,685.72 | -44,217.03 | -91,976.21 | -964.14 | -100,539.01 | -1,876.44 | -13,657.39 | -221,599.70 | 3,272,086.02 |
| 22.- | MAZATECOCHO DE J. M. M. | 4,229,364.44 | -44,217.03 | -89,041.38 | -9,614.14 | -136,328.72 | -9,075.05 | -39,952.04 | -323,409.72 | 3,905,964.72 |
| 23.- | MILMOZ DE A. | 3,381,186.61 | -18,979.13 | -100,302.13 | -4,890.00 | -100,539.05 | -6,073.85 | -25,478.62 | -252,262.78 | 3,128,923.83 |
| 24.- | NAUCAMPILA DE M. A. | 6,073,048.36 | -73,478.71 | -74,652.90 | -28,694.56 | -100,539.01 | -33,580.00 | -45,464.95 | -356,410.13 | 5,716,638.23 |
| 25.- | NATIVITA | 7,067,012.67 | -101,620.88 | -105,926.08 | -9,818.27 | -100,539.01 | -2,361.35 | -53,701.29 | -373,966.89 | 6,693,045.78 |
| 26.- | PANOTLA | 7,138,400.99 | -110,143.03 | -124,463.88 | -28,033.99 | -105,541.25 | -14,317.77 | -58,126.94 | -440,625.85 | 6,697,775.14 |
| 27.- | PAPALOTLA DE X. | 7,915,767.90 | -123,163.55 | -110,314.93 | -88,251.44 | -100,539.06 | -16,178.39 | -58,726.77 | -497,173.63 | 7,418,594.26 |
| 28.- | SAN DAMIAN TEXOCO | 4,214,262.26 | -38,493.68 | -104,268.02 | -12,644.60 | -100,539.01 | -5,533.43 | -34,720.23 | -296,198.97 | 3,918,063.29 |
| 29.- | SAN FRANCISCO TEXOCO | 3,764,523.09 | -22,589.18 | -74,118.59 | -1,913.78 | -100,539.01 | -8,543.43 | -22,643.05 | -230,347.04 | 3,534,176.06 |
| 30.- | SAN FCO. TETLANOHCAN | 4,645,634.99 | -44,253.53 | -91,897.38 | -3,317.46 | -100,539.01 | -15,844.60 | -35,941.91 | -291,793.89 | 4,353,841.10 |
| 31.- | SAN JERONIMO ZACUALPAN | 3,732,944.27 | -15,279.84 | -99,366.10 | -2,328.17 | -123,331.21 | -6,723.86 | -15,627.81 | -262,658.99 | 3,470,287.27 |
| 32.- | SAN JOSE TEXCALCO | 3,730,263.27 | -24,025.08 | -125,618.44 | -2,383.52 | -100,538.86 | -11,281.78 | -24,710.44 | -288,558.13 | 3,441,705.74 |
| 33.- | SAN JUAN HUATZINCO | 3,746,239.17 | -30,466.39 | -87,119.24 | -3,135.32 | -100,539.01 | -6,462.42 | -30,871.49 | -258,593.92 | 3,327,266.95 |
| 34.- | SAN LORENZO AXOCOMANITLA | 3,297,924.00 | -22,787.93 | -114,046.33 | -2,579.95 | -100,539.01 | -3,179.34 | -26,596.20 | -269,728.76 | 3,028,195.23 |
| 35.- | SAN LUCAS TECOPILCO | 3,128,838.18 | -12,700.07 | -112,205.06 | -2,757.01 | -100,539.01 | -3,170.03 | -15,627.30 | -246,988.49 | 2,881,839.69 |
| 36.- | SAN PABLO DEL MONTE | 13,833,894.03 | -313,311.77 | -100,160.87 | -36,755.69 | -102,075.81 | -77,762.16 | -84,600.47 | -714,656.76 | 13,119,237.27 |
| 37.- | SANTA ANA NOPALUCAN | 3,852,119.57 | -31,529.12 | -92,057.88 | -1,506.29 | -101,139.94 | -2,013.97 | -31,019.53 | -259,266.73 | 3,592,852.84 |
| 38.- | SANTA APOLONIA TEACALCO | 3,167,977.65 | -18,492.38 | -108,112.71 | -769.33 | -100,539.01 | -2,478.77 | -22,443.91 | -252,836.11 | 2,915,141.54 |
| 39.- | SANTA CATARINA AYOMETLA | 4,067,820.42 | -35,763.83 | -126,980.52 | -3,530.02 | -102,907.42 | -4,051.12 | -33,602.82 | -306,835.73 | 3,760,984.70 |
| 40.- | SANTA CRUZ QUILEHTLA | 3,584,900.10 | -29,079.15 | -90,622.14 | -3,768.68 | -100,539.02 | -2,652.04 | -30,872.12 | -257,533.15 | 3,327,366.95 |
| 41.- | SANTA CRUZ TLAXCALA | 5,591,825.24 | -82,106.33 | -98,221.46 | -41,727.02 | -116,827.01 | -4,869.56 | -55,779.28 | -399,530.65 | 5,192,294.59 |
| 42.- | SANTA ISABEL XILOXOTLA | 3,293,104.94 | -20,248.73 | -115,453.25 | -11,312.19 | -100,539.01 | -7,901.72 | -23,766.01 | -279,220.90 | 3,013,884.04 |
| 43.- | TENANINGO | 4,726,698.27 | -52,057.73 | -85,064.76 | -6,717.67 | -100,539.01 | -5,975.10 | -41,466.74 | -291,817.01 | 4,434,881.26 |
| 44.- | TEOLOCHOLO | 6,283,437.82 | -98,891.03 | -112,679.95 | -31,570.26 | -100,539.01 | -20,181.41 | -59,561.07 | -423,422.74 | 5,860,015.08 |
| 45.- | TEPETITLA DE LA RDZABAL | 5,716,337.05 | -85,424.33 | -96,087.77 | -10,514.54 | -100,538.97 | -10,112.71 | -56,258.34 | -358,936.67 | 5,357,400.38 |
| 46.- | TEPEYANCO | 4,373,837.38 | -48,865.47 | -112,881.71 | -12,918.03 | -114,139.23 | -2,979.70 | -42,679.54 | -334,463.68 | 4,039,373.70 |
| 47.- | TERRENTE | 4,977,040.62 | -59,813.25 | -80,825.64 | -4,860.64 | -100,539.01 | -2,352.41 | -45,097.92 | -293,488.87 | 4,683,551.74 |
| 48.- | TIETLA DE LA SOLIDARIDAD | 7,866,582.22 | -132,286.02 | -150,236.55 | -148,190.33 | -175,965.12 | -29,480.90 | -65,229.68 | -701,368.60 | 7,165,213.63 |
| 49.- | TIETLATLHUCA | 4,576,861.74 | -54,410.35 | -140,136.90 | -2,413.49 | -100,539.01 | -11,193.96 | -45,450.14 | -354,133.84 | 4,222,727.89 |
| 50.- | TLAXCALA | 25,521,088.91 | -385,549.27 | -106,581.47 | -619,199.02 | -122,252.99 | -147,660.83 | -58,379.70 | -2,033,623.28 | 23,487,465.64 |
| 51.- | TLAXCO | 9,723,115.12 | -172,536.05 | -111,112.30 | -36,798.76 | -122,445.92 | -21,209.30 | -66,336.70 | -516,438.63 | 9,206,676.48 |
| 52.- | TOCATLAN | 3,432,208.24 | -23,700.59 | -146,038.33 | -5,879.02 | -118,439.07 | -2,914.46 | -26,951.63 | -323,923.09 | 3,108,285.15 |
| 53.- | TOTOLAC | 6,701,127.77 | -88,482.73 | -132,347.70 | -56,779.30 | -110,354.62 | -16,643.45 | -50,101.90 | -454,709.70 | 6,246,418.07 |
| 54.- | TZOMPANTEPEC | 6,052,535.09 | -66,355.96 | -88,423.14 | -20,853.21 | -100,539.00 | -18,303.90 | -41,122.72 | -340,657.60 | 5,711,877.49 |
| 55.- | XALTOAC | 6,545,690.97 | -96,364.32 | -143,281.36 | -60,104.45 | -181,393.22 | -16,309.46 | -57,182.83 | -557,230.09 | 5,988,460.88 |
| 56.- | XALTOACAN | 4,514,461.90 | -147,658.94 | -147,658.94 | -38,131.84 | -100,539.01 | -21,069.98 | -35,631.46 | -384,660.38 | 4,129,801.51 |
| 57.- | XICOHTZINCO | 8,877,813.67 | -55,282.44 | -98,248.32 | -42,298.46 | -100,539.01 | -15,496.43 | -43,548.56 | -355,413.22 | 8,422,400.44 |
| 58.- | YAUHQUEMEHCAN | 7,277,245.32 | -155,337.61 | -103,717.78 | -103,717.78 | -102,717.78 | -34,443.69 | -71,170.89 | -566,788.58 | 6,710,456.74 |
| 59.- | ZACA TELCO | 9,733,124.24 | -173,144.48 | -106,536.89 | -77,867.89 | -100,539.01 | -56,170.03 | -66,961.84 | -581,220.15 | 9,151,904.09 |
| 60.- | ZITLALTEPEC DE T. S. | 4,118,543.30 | -36,323.59 | -136,266.97 | -9,642.44 | -100,539.01 | -1,711.99 | -33,777.40 | -318,261.40 | 3,800,281.90 |
| TOTAL: | | 384,037,144.59 | -5,162,967.62 | -6,453,709.52 | -2,581,483.81 | -6,453,709.52 | -2,581,483.81 | -2,581,483.81 | -25,814,838.09 | 358,222,306.50 |

| NO. | MUNICIPIO | TOTAL DE PARTICIPACIONES FORMULA | TOTAL DE PARTICIPACIONES CALENDARIO | AJUSTE TRIM OCT - DIC 2017 | % |
|--------------|--------------------------|----------------------------------|-------------------------------------|----------------------------|---------------|
| 1.- | ACUAMANALA DE M. H. | 3,121,309.22 | 3,383,673.62 | -262,364.40 | -7.75% |
| 2.- | ATLTZAYANCA | 5,808,606.59 | 6,118,235.57 | -309,628.98 | -5.06% |
| 3.- | AMAXAC DE GRO. | 3,961,389.74 | 4,274,072.27 | -312,682.53 | -7.32% |
| 4.- | APETATITLAN DE A. C. | 4,926,128.86 | 5,373,138.97 | -447,010.11 | -8.32% |
| 5.- | APIZACO | 21,148,863.08 | 22,601,902.06 | -1,453,038.98 | -6.43% |
| 6.- | ATLANGATEPEC | 4,399,327.08 | 4,656,882.15 | -257,555.06 | -5.53% |
| 7.- | BENITO JUAREZ | 3,238,894.93 | 3,517,029.78 | -278,134.85 | -7.91% |
| 8.- | CALPULALPAN | 10,593,447.48 | 11,286,437.67 | -692,990.19 | -6.14% |
| 9.- | CHIAUTEMPAN | 14,105,862.78 | 15,026,494.38 | -920,631.60 | -6.13% |
| 10.- | CONTLA DE J. C. | 7,806,607.86 | 8,297,684.29 | -491,076.43 | -5.92% |
| 11.- | CUAPIAXTLA | 4,883,159.98 | 5,272,542.16 | -389,382.18 | -7.39% |
| 12.- | CUAXOMULCO | 3,771,097.30 | 4,013,158.82 | -242,061.52 | -6.03% |
| 13.- | EL CARMEN TEQUEXQUITLA | 5,059,451.97 | 5,424,460.19 | -365,008.22 | -6.73% |
| 14.- | EMILIANO ZAPATA | 2,940,034.98 | 3,173,487.83 | -233,452.85 | -7.36% |
| 15.- | ESPAÑITA | 3,838,789.07 | 4,060,405.39 | -221,616.32 | -5.46% |
| 16.- | HUAMANTLA | 17,507,061.27 | 18,652,442.06 | -1,145,380.79 | -6.14% |
| 17.- | HUEYOTLIPAN | 4,933,557.68 | 5,296,477.94 | -362,920.26 | -6.85% |
| 18.- | IXTACUIXTLA DE M. M. | 8,378,419.81 | 8,878,867.84 | -500,448.03 | -5.64% |
| 19.- | IXTENCO | 3,977,075.43 | 4,274,529.80 | -297,454.37 | -6.96% |
| 20.- | LA MAGDALENA TLALTELULCO | 5,165,496.38 | 5,524,645.69 | -359,149.31 | -6.50% |
| 21.- | LAZARO CARDENAS | 3,272,086.02 | 3,493,636.78 | -221,550.76 | -6.34% |
| 22.- | MAZATECOCHCO DE J. M. M. | 3,905,954.72 | 4,229,305.20 | -323,350.48 | -7.65% |
| 23.- | MUÑOZ DE D. A. | 3,128,923.83 | 3,381,139.25 | -252,215.42 | -7.46% |
| 24.- | NANACAMILPA DE M. A. | 5,716,638.23 | 6,072,963.30 | -356,325.07 | -5.87% |
| 25.- | NATIVITAS | 6,693,045.78 | 7,066,913.68 | -373,867.90 | -5.29% |
| 26.- | PANOTLA | 6,697,775.14 | 7,138,301.00 | -440,525.86 | -6.17% |
| 27.- | PAPALOTLA DE X. | 7,418,594.26 | 7,915,657.02 | -497,062.76 | -6.28% |
| 28.- | SANCTORUM DE L. C. | 3,918,063.29 | 4,214,203.23 | -296,139.94 | -7.03% |
| 29.- | SAN DAMIAN TEXOLOC | 3,534,176.06 | 3,764,470.36 | -230,294.31 | -6.12% |
| 30.- | SAN FCO. TETLANOHCAN | 4,353,841.10 | 4,645,569.91 | -291,728.81 | -6.28% |
| 31.- | SAN JERONIMO ZACUALPAN | 3,470,287.27 | 3,732,891.98 | -262,604.71 | -7.03% |
| 32.- | SAN JOSE TEACALCO | 3,441,705.14 | 3,730,211.02 | -288,505.88 | -7.73% |
| 33.- | SAN JUAN HUACTZINCO | 3,487,645.25 | 3,746,186.70 | -258,541.45 | -6.90% |
| 34.- | SAN LORENZO AXOCOMANITLA | 3,028,195.23 | 3,297,877.80 | -269,682.57 | -8.18% |
| 35.- | SAN LUCAS TECOPILCO | 2,881,839.69 | 3,128,794.35 | -246,954.66 | -7.89% |
| 36.- | SAN PABLO DEL MONTE | 13,119,237.27 | 13,833,700.26 | -714,462.99 | -5.16% |
| 37.- | SANTA ANA NOPALUCAN | 3,592,852.84 | 3,852,065.61 | -259,212.77 | -6.73% |
| 38.- | SANTA APOLONIA TEACALCO | 2,915,141.54 | 3,167,933.28 | -252,791.74 | -7.98% |
| 39.- | SANTA CATARINA AYOMETLA | 3,760,984.70 | 4,067,763.44 | -306,778.75 | -7.54% |
| 40.- | SANTA CRUZ QUILEHTLA | 3,327,366.95 | 3,584,849.89 | -257,482.93 | -7.18% |
| 41.- | SANTA CRUZ TLAXCALA | 5,192,294.59 | 5,591,746.91 | -399,452.33 | -7.14% |
| 42.- | SANTA ISABEL XILOXOXTLA | 3,013,884.04 | 3,293,058.81 | -279,174.77 | -8.48% |
| 43.- | TENANCINGO | 4,434,881.26 | 4,726,632.06 | -291,750.80 | -6.17% |
| 44.- | TEOLOCHOLCO | 5,860,015.08 | 6,283,349.81 | -423,334.73 | -6.74% |
| 45.- | TEPETITLA DE LARDIZABAL | 5,357,400.38 | 5,716,256.98 | -358,856.60 | -6.28% |
| 46.- | TEPEYANCO | 4,039,373.70 | 4,373,776.11 | -334,402.41 | -7.65% |
| 47.- | TERRENATE | 4,683,551.74 | 4,976,970.90 | -293,419.16 | -5.90% |
| 48.- | TETLA DE LA SOLIDARIDAD | 7,165,213.63 | 7,866,472.03 | -701,258.41 | -8.91% |
| 49.- | TETLATLAHUCA | 4,222,727.89 | 4,576,797.63 | -354,069.73 | -7.74% |
| 50.- | TLAXCALA | 23,487,465.64 | 25,520,731.43 | -2,033,265.79 | -7.97% |
| 51.- | TLAXCO | 9,206,676.48 | 9,722,978.92 | -516,302.44 | -5.31% |
| 52.- | TOCATLÁN | 3,108,285.15 | 3,432,160.16 | -323,875.01 | -9.44% |
| 53.- | TOTOLAC | 6,246,418.07 | 6,701,033.90 | -454,615.83 | -6.78% |
| 54.- | TZOMPANTEPEC | 5,711,877.49 | 6,052,450.31 | -340,572.82 | -5.63% |
| 55.- | XALOZTOC | 5,988,460.88 | 6,545,599.28 | -557,138.40 | -8.51% |
| 56.- | XALTOCAN | 4,129,801.51 | 4,514,398.66 | -384,597.15 | -8.52% |
| 57.- | XICOHTZINCO | 4,482,400.44 | 4,837,745.90 | -355,345.46 | -7.35% |
| 58.- | YAUHQUEMEHCAN | 7,710,456.74 | 8,277,129.38 | -566,672.63 | -6.85% |
| 59.- | ZACATELCO | 9,151,904.09 | 9,732,987.91 | -581,083.82 | -5.97% |
| 60.- | ZITLALTEPEC DE T. S. S. | 3,800,281.90 | 4,118,485.61 | -318,203.71 | -7.73% |
| TOTAL | | 358,222,306.50 | 384,031,765.24 | -25,809,458.74 | -6.72% |

QUINTO. De conformidad con el numeral 5, fracción III de los Lineamientos para la Publicación de la Información a que se refiere el artículo 6 de la Ley de Coordinación Fiscal, se da a conocer la distribución del Fondo de Compensación y el Incentivo a la Venta Final de Gasolinas y Diésel por el período octubre-diciembre de 2017, utilizando la fórmula establecida en el artículo 504-A del Código Financiero para el Estado de Tlaxcala y sus Municipios, quedando de la siguiente manera:

|  | | | |
|---|------------------------------|------------------------------|----------------------|
| DETERMINACIÓN DE PARTICIPACION DE INGRESO POR | | | |
| FONDO DE COMPENSACIÓN | | | |
| OCTUBRE-DICIEMBRE DE 2017 | | | |
| PARTICIPACIONES FEDERALES | INGRESOS OCT-DIC 2017 | PORCENTAJE A REPARTIR | A MUNICIPIOS |
| FONDO DE COMPENSACION | 123,436,140.00 | 20.00% | 24,687,228.00 |
| TOTAL | 123,436,140.00 | | 24,687,228.00 |

**DETERMINACIÓN EN BASE A POBLACIÓN (I)
DISTRIBUCIÓN DEL FONDO DE COMPENSACIÓN**

24,687,228.00

70%

17,281,059.60

OCTUBRE-DICIEMBRE DE 2017

| NO. | MUNICIPIO | POBLACION | % DE | MONTO A | MONTO |
|------|--------------------------|---------------------|--------------|---------------|--------------|
| | | INTERCENSAL 2016 | DISTRIBUCIÓN | DISTRIBUIR | PARTICIPABLE |
| 1.- | ACUAMANALA DE M. H. | 5,925 | 0.465492% | 17,281,059.60 | 80,441.94 |
| 2.- | ATLTZAYANCA | 17,173 | 1.349180% | 17,281,059.60 | 233,152.64 |
| 3.- | AMAXAC DE GRO. | 11,144 | 0.875518% | 17,281,059.60 | 151,298.72 |
| 4.- | APETA TITLAN DE A. C. | 15,271 | 1.199751% | 17,281,059.60 | 207,329.76 |
| 5.- | APIZACO | 78,624 | 6.177019% | 17,281,059.60 | 1,067,454.32 |
| 6.- | ATLANGA TEPEC | 6,597 | 0.518287% | 17,281,059.60 | 89,565.48 |
| 7.- | BENITO JUAREZ | 6,038 | 0.474370% | 17,281,059.60 | 81,976.10 |
| 8.- | CALPULALPAN | 48,385 | 3.801321% | 17,281,059.60 | 656,908.54 |
| 9.- | CHIAUTEMPAN | 70,011 | 5.500347% | 17,281,059.60 | 950,518.22 |
| 10.- | CONTLA DE J. C. | 38,330 | 3.011360% | 17,281,059.60 | 520,394.84 |
| 11.- | CUAPIAXTLA | 15,337 | 1.204937% | 17,281,059.60 | 208,225.82 |
| 12.- | CUAXOMULCO | 5,272 | 0.414190% | 17,281,059.60 | 71,576.35 |
| 13.- | EL CARMEN TEQUEXQUITLA | 17,259 | 1.355937% | 17,281,059.60 | 234,320.23 |
| 14.- | EMILIANO ZAPATA | 4,561 | 0.358331% | 17,281,059.60 | 61,923.32 |
| 15.- | ESPAÑITA | 8,668 | 0.680993% | 17,281,059.60 | 117,682.82 |
| 16.- | HUAMANTLA | 92,887 | 7.297578% | 17,281,059.60 | 1,261,098.77 |
| 17.- | HUEYOTLIPAN | 14,575 | 1.145071% | 17,281,059.60 | 197,880.38 |
| 18.- | IXTACUIXTLA DE M. M. | 38,324 | 3.010888% | 17,281,059.60 | 520,313.38 |
| 19.- | IXTENCO | 7,080 | 0.556233% | 17,281,059.60 | 96,123.02 |
| 20.- | LA MAGDALENA TLALTELULCO | 18,873 | 1.482739% | 17,281,059.60 | 256,233.03 |
| 21.- | LAZARO CARDENAS | 3,103 | 0.243784% | 17,281,059.60 | 42,128.49 |
| 22.- | MAZATECOCHCO DE J. M. M. | 10,901 | 0.856427% | 17,281,059.60 | 147,999.59 |
| 23.- | MUÑOZ DE D. A. | 4,679 | 0.367601% | 17,281,059.60 | 63,525.37 |
| 24.- | NANACAMILPA DE M. A. | 18,115 | 1.423188% | 17,281,059.60 | 245,941.89 |
| 25.- | NATIVITAS | 25,053 | 1.968265% | 17,281,059.60 | 340,137.02 |
| 26.- | PANOTLA | 27,154 | 2.133328% | 17,281,059.60 | 368,661.66 |
| 27.- | PAPALOTLA DE X. | 30,364 | 2.385518% | 17,281,059.60 | 412,242.86 |
| 28.- | SANCTORUM DE L. C. | 9,490 | 0.74573% | 17,281,059.60 | 128,842.87 |
| 29.- | SAN DAMIAN TEXOLOC | 5,569 | 0.437523% | 17,281,059.60 | 75,608.63 |
| 30.- | SAN FCO. TETLANOHCAN | 10,910 | 0.857134% | 17,281,059.60 | 148,121.78 |
| 31.- | SAN JERONIMO ZACUALPAN | 3,767 | 0.295951% | 17,281,059.60 | 51,143.42 |
| 32.- | SAN JOSE TEACALCO | 5,923 | 0.465335% | 17,281,059.60 | 80,414.78 |
| 33.- | SAN JUAN HUAQTZINCO | 7,511 | 0.590094% | 17,281,059.60 | 101,974.58 |
| 34.- | SAN LORENZO AXOCOMANITLA | 5,618 | 0.441373% | 17,281,059.60 | 76,273.89 |
| 35.- | SAN LUCAS TECOPILCO | 3,131 | 0.245984% | 17,281,059.60 | 42,508.64 |
| 36.- | SAN PABLO DEL MONTE | 77,242 | 6.068443% | 17,281,059.60 | 1,048,691.32 |
| 37.- | SANTA ANA NOPALUCAN | 7,773 | 0.610678% | 17,281,059.60 | 105,531.68 |
| 38.- | SANTA APOLONIA TEACALCO | 4,559 | 0.358173% | 17,281,059.60 | 61,896.17 |
| 39.- | SANTA CATARINA AYOMETLA | 8,817 | 0.692699% | 17,281,059.60 | 119,705.75 |
| 40.- | SANTA CRUZ QUILEHTLA | 7,169 | 0.563226% | 17,281,059.60 | 97,331.35 |
| 41.- | SANTA CRUZ TLAXCALA | 20,242 | 1.590293% | 17,281,059.60 | 274,819.53 |
| 42.- | SANTA ISABEL XILOXOXTLA | 4,992 | 0.392192% | 17,281,059.60 | 67,774.88 |
| 43.- | TENANCINGO | 12,834 | 1.008291% | 17,281,059.60 | 174,243.34 |
| 44.- | TEOLOCHOLCO | 24,380 | 1.915391% | 17,281,059.60 | 330,999.90 |
| 45.- | TEPETITLA DE LARDIZABAL | 21,060 | 1.654559% | 17,281,059.60 | 285,925.26 |
| 46.- | TEPEYANCO | 12,047 | 0.946461% | 17,281,059.60 | 163,558.48 |
| 47.- | TERRENATE | 14,746 | 1.158505% | 17,281,059.60 | 200,201.99 |
| 48.- | TETLA DE LA SOLIDARIDAD | 32,613 | 2.562209% | 17,281,059.60 | 442,776.86 |
| 49.- | TETLA TLAHUCA | 13,414 | 1.053858% | 17,281,059.60 | 182,117.83 |
| 50.- | TLAXCALA | 95,051 | 7.467590% | 17,281,059.60 | 1,290,478.74 |
| 51.- | TLAXCO | 42,536 | 3.341800% | 17,281,059.60 | 577,498.44 |
| 52.- | TOCATLÁN | 5,843 | 0.459050% | 17,281,059.60 | 79,328.65 |
| 53.- | TOTOLAC | 21,814 | 1.713796% | 17,281,059.60 | 296,162.09 |
| 54.- | TZOMPANTEPEC | 16,359 | 1.285229% | 17,281,059.60 | 222,101.21 |
| 55.- | XALOZTOC | 23,905 | 1.878073% | 17,281,059.60 | 324,550.97 |
| 56.- | XALTOCAN | 10,263 | 0.806303% | 17,281,059.60 | 139,337.65 |
| 57.- | XICOHTZINCO | 13,629 | 1.070749% | 17,281,059.60 | 185,036.82 |
| 58.- | YA UHQUEMEHCAN | 38,296 | 3.008688% | 17,281,059.60 | 519,933.24 |
| 59.- | ZACATELCO | 42,686 | 3.353585% | 17,281,059.60 | 579,534.94 |
| 60.- | ZITLALTEPEC DE T. S. S. | 8,955 | 0.703541% | 17,281,059.60 | 121,579.33 |

| | | | | |
|--------------|------------------|----------------|-------------------------|----------------------|
| TOTAL | 1,272,847 | 100.00% | 1,036,863,576.00 | 17,281,059.60 |
|--------------|------------------|----------------|-------------------------|----------------------|

DETERMINACIÓN DEL FONDO RECAUDATORIO PREDIAL 10% (II)
DISTRIBUCION DEL FONDO DE COMPENSACIÓN
24,687,228.00
2,468,722.80
OCTUBRE-DICIEMBRE DE 2017

| NO. | MUNICIPIO | PREDIAL DE | PREDIAL DE | DINAMICA DE | FACTOR DE | PARTICIPACIÓN |
|----------------|--------------------------|----------------------|----------------------|----------------|------------------|---------------------|
| | | 2016 | 2015 | CRECIMIENTO | DISTRIBUCIÓN | |
| | | (A) | (B) | C=(A/B) | D=C/TOTAL C | F=(D*G5) |
| 1.- | ACUAMANALA DE M. H. | 390,932.00 | 435,082.00 | 0.8985 | 1.5031% | 37,108.05 |
| 2.- | ATLTZAYANCA | 109,773.00 | 137,109.00 | 0.8006 | 1.3394% | 33,064.93 |
| 3.- | AMAXAC DE GRO. | 373,993.50 | 380,911.50 | 0.9818 | 1.6425% | 40,548.80 |
| 4.- | APETATITLAN DE A. C. | 1,334,975.20 | 1,538,107.05 | 0.8679 | 1.4520% | 35,844.68 |
| 5.- | APIZACO | 12,420,026.47 | 14,829,282.93 | 0.8375 | 1.4011% | 34,589.19 |
| 6.- | ATLANGATEPEC | 153,922.00 | 447,337.00 | 0.8216 | 1.3745% | 33,932.45 |
| 7.- | BENITO JUAREZ | 85,246.00 | 79,605.00 | 1.0709 | 1.7914% | 44,225.40 |
| 8.- | CALPULALPAN | 2,506,601.40 | 2,434,585.98 | 1.0296 | 1.7224% | 42,520.49 |
| 9.- | CHIAUTEMPAN | 3,193,783.22 | 2,401,541.00 | 1.3299 | 2.2247% | 54,922.91 |
| 10.- | CONTLA DE J. C. | 486,132.00 | 447,722.00 | 1.0858 | 1.8164% | 44,841.88 |
| 11.- | CUAPIAXTLA | 377,438.00 | 259,269.00 | 1.4558 | 2.4353% | 60,121.96 |
| 12.- | CUAXOMULCO | 141,745.00 | 146,477.50 | 0.9677 | 1.6188% | 39,964.55 |
| 13.- | EL CARMEN TEQUEXQUITLA | 565,994.00 | 507,126.50 | 1.1161 | 1.8671% | 46,092.85 |
| 14.- | EMILIANO ZAPATA | 73,373.00 | 93,398.00 | 0.7856 | 1.3142% | 32,444.18 |
| 15.- | ESPAÑITA | 71,536.00 | 207,702.00 | 0.3444 | 0.5762% | 14,224.01 |
| 16.- | HUAMANTLA | 4,995,075.15 | 4,200,973.00 | 1.1890 | 1.9891% | 49,105.51 |
| 17.- | HUEYOTLIPAN | 361,620.00 | 308,336.00 | 1.1728 | 1.9620% | 48,435.78 |
| 18.- | IXTACUIXTLA DE M. M. | 1,644,267.79 | 1,483,954.02 | 1.1080 | 1.8536% | 45,760.44 |
| 19.- | IXTENCO | 184,376.00 | 177,622.96 | 1.0380 | 1.7365% | 42,869.00 |
| 20.- | LA MAGDALENA TLALTELULCO | 594,707.82 | 649,678.39 | 0.9154 | 1.5313% | 37,804.48 |
| 21.- | LAZARO CARDENAS | 29,072.50 | 34,063.00 | 0.8535 | 1.4278% | 35,248.25 |
| 22.- | MAZATECOCHCO DE J. M. M. | 144,602.00 | 175,008.22 | 0.8263 | 1.3822% | 34,123.53 |
| 23.- | MUÑOZ DE D. A. | 147,451.39 | 158,421.73 | 0.9308 | 1.5570% | 38,439.01 |
| 24.- | NANACAMILPA DE M. A. | 865,246.50 | 1,249,019.50 | 0.6927 | 1.1589% | 28,609.40 |
| 25.- | NATIVITAS | 296,057.00 | 301,195.50 | 0.9829 | 1.6443% | 40,594.29 |
| 26.- | PANOTLA | 845,327.70 | 731,910.20 | 1.1550 | 1.9321% | 47,698.57 |
| 27.- | PAPALOTLA DE X. | 2,661,104.95 | 2,599,583.26 | 1.0237 | 1.7125% | 42,276.24 |
| 28.- | SANCTORUM DE L. C. | 381,281.00 | 394,067.00 | 0.9676 | 1.6186% | 39,958.87 |
| 29.- | SAN DAMIAN TEXOLOC | 57,707.50 | 83,903.71 | 0.6878 | 1.1506% | 28,404.63 |
| 30.- | SAN FCO. TETLANOHCAN | 100,033.50 | 117,305.50 | 0.8528 | 1.4266% | 35,218.04 |
| 31.- | SAN JERONIMO ZACUALPAN | 70,203.00 | 76,136.60 | 0.9221 | 1.5425% | 38,080.29 |
| 32.- | SAN JOSE TEACALCO | 71,872.00 | 61,657.00 | 1.1657 | 1.9500% | 48,141.03 |
| 33.- | SAN JUAN HUACTZINCO | 94,541.50 | 116,945.75 | 0.8084 | 1.3524% | 33,386.90 |
| 34.- | SAN LORENZO AXOCOMANITLA | 77,795.00 | 93,510.00 | 0.8319 | 1.3917% | 34,358.30 |
| 35.- | SAN LUCAS TECOPILCO | 83,134.00 | 79,844.00 | 1.0412 | 1.7418% | 43,000.60 |
| 36.- | SAN PABLO DEL MONTE | 1,108,319.00 | 1,192,457.00 | 0.9294 | 1.5548% | 38,384.87 |
| 37.- | SANTA ANA NOPALUCAN | 45,420.26 | 53,169.76 | 0.8542 | 1.4291% | 35,279.55 |
| 38.- | SANTA APOLONIA TEACALCO | 23,198.00 | 23,123.30 | 1.0032 | 1.6783% | 41,432.28 |
| 39.- | SANTA CATARINA AYOMETLA | 106,443.00 | 90,335.00 | 1.1783 | 1.9712% | 48,663.03 |
| 40.- | SANTA CRUZ QUILEHTLA | 113,639.50 | 135,136.00 | 0.8409 | 1.4068% | 34,729.32 |
| 41.- | SANTA CRUZ TLAXCALA | 1,258,223.00 | 1,380,471.00 | 0.9114 | 1.5247% | 37,641.63 |
| 42.- | SANTA ISABEL XILOXOTLA | 341,104.00 | 318,388.00 | 1.0713 | 1.7922% | 44,245.41 |
| 43.- | TENANCINGO | 202,562.50 | 256,617.00 | 0.7894 | 1.3205% | 32,599.56 |
| 44.- | TEOLOCHOLCO | 951,959.28 | 910,432.50 | 1.0456 | 1.7492% | 43,182.59 |
| 45.- | TEPETITLA DE LARDIZABAL | 317,052.15 | 355,581.05 | 0.8916 | 1.4916% | 36,823.93 |
| 46.- | TEPEYANCO | 389,526.00 | 371,868.10 | 1.0475 | 1.7523% | 43,259.91 |
| 47.- | TERRENATE | 146,566.00 | 195,416.00 | 0.7500 | 1.2547% | 30,974.99 |
| 48.- | TETLA DE LA SOLIDARIDAD | 4,468,482.71 | 3,205,239.79 | 1.3941 | 2.3322% | 57,575.49 |
| 49.- | TETLATLAHUCA | 72,775.50 | 55,964.00 | 1.3004 | 2.1754% | 53,704.98 |
| 50.- | TLAXCALA | 18,671,125.00 | 18,878,385.00 | 0.9890 | 1.6545% | 40,845.45 |
| 51.- | TLAXCO | 1,109,617.86 | 1,076,186.00 | 1.0311 | 1.7249% | 42,581.82 |
| 52.- | TOCATLÁN | 177,274.00 | 130,814.00 | 1.3552 | 2.2670% | 55,966.60 |
| 53.- | TOTOLAC | 1,712,104.32 | 1,394,086.96 | 1.2281 | 2.0545% | 50,719.91 |
| 54.- | TZOMPANTEPEC | 628,801.00 | 766,343.20 | 0.8205 | 1.3726% | 33,886.60 |
| 55.- | XALOZTOC | 1,812,370.01 | 1,363,117.21 | 1.3296 | 2.2242% | 54,910.04 |
| 56.- | XALTOCAN | 1,149,815.00 | 839,159.00 | 1.3702 | 2.2922% | 56,587.67 |
| 57.- | XICOHTZINCO | 1,275,454.00 | 1,398,993.50 | 0.9117 | 1.5252% | 37,651.92 |
| 58.- | YAUHQUEMEHCAN | 3,129,682.00 | 3,395,522.20 | 0.9217 | 1.5419% | 38,065.52 |
| 59.- | ZACATELCO | 2,348,003.00 | 2,375,060.50 | 0.9886 | 1.6538% | 40,828.37 |
| 60.- | ZITLALTEPEC DE T. S. S. | 290,755.00 | 229,939.00 | 1.2645 | 2.1153% | 52,221.90 |
| TOTALES | | 77,841,219.18 | 77,570,196.87 | 59.7770 | 100.0000% | 2,468,722.80 |

DETERMINACIÓN DEL FONDO NIVEL PREDIAL 5% (III)
DISTRIBUCIÓN DEL FONDO DE COMPENSACIÓN
24,687,228.00
1,234,361.40
OCTUBRE-DICIEMBRE DE 2017

| NO. | MUNICIPIO | PREDIAL DE | DINAMICA DE | FACTOR DE | PARTICIPACIÓN |
|----------------|--------------------------|----------------------|---------------|------------------|---------------------|
| | | 2016 | CRECIMIENTO | DISTRIBUCIÓN | |
| | | (A) | B=(A/A) | C=B/TOTALB | |
| 1.- | ACUAMANALA DE M. H. | 390,932.00 | 0.0050 | 0.5022% | 6,199.18 |
| 2.- | ATLTZAYANCA | 109,773.00 | 0.0014 | 0.1410% | 1,740.72 |
| 3.- | AMAXAC DE GRO. | 373,993.50 | 0.0048 | 0.4805% | 5,930.57 |
| 4.- | APETATITLAN DE A. C. | 1,334,975.20 | 0.0171 | 1.7150% | 21,169.27 |
| 5.- | APIZACO | 12,420,026.47 | 0.1596 | 15.9556% | 196,949.65 |
| 6.- | ATLANGA TEPEC | 153,922.00 | 0.0020 | 0.1977% | 2,440.81 |
| 7.- | BENITO JUAREZ | 85,246.00 | 0.0011 | 0.1095% | 1,351.78 |
| 8.- | CALPULALPAN | 2,506,601.40 | 0.0322 | 3.2201% | 39,748.25 |
| 9.- | CHIAUTEMPAN | 3,193,783.22 | 0.0410 | 4.1029% | 50,645.18 |
| 10.- | CONTLA DE J. C. | 486,132.00 | 0.0062 | 0.6245% | 7,708.80 |
| 11.- | CUAPIAXTLA | 377,438.00 | 0.0048 | 0.4849% | 5,985.20 |
| 12.- | CUAXOMULCO | 141,745.00 | 0.0018 | 0.1821% | 2,247.71 |
| 13.- | EL CARMEN TEQUEXQUITLA | 565,994.00 | 0.0073 | 0.7271% | 8,975.21 |
| 14.- | EMILIANO ZAPATA | 73,373.00 | 0.0009 | 0.0943% | 1,163.51 |
| 15.- | ESPAÑITA | 71,536.00 | 0.0009 | 0.0919% | 1,134.38 |
| 16.- | HUAMANTLA | 4,995,075.15 | 0.0642 | 6.4170% | 79,209.04 |
| 17.- | HUEYOTLIPAN | 361,620.00 | 0.0046 | 0.4646% | 5,734.36 |
| 18.- | IXTACUIXTLA DE M. M. | 1,644,267.79 | 0.0211 | 2.1123% | 26,073.86 |
| 19.- | IXTENCO | 184,376.00 | 0.0024 | 0.2369% | 2,923.73 |
| 20.- | LA MAGDALENA TLALTELULCO | 594,707.82 | 0.0076 | 0.7640% | 9,430.54 |
| 21.- | LAZARO CARDENAS | 29,072.50 | 0.0004 | 0.0373% | 461.02 |
| 22.- | MAZATECOCHCO DE J. M. M. | 144,602.00 | 0.0019 | 0.1858% | 2,293.02 |
| 23.- | MUÑOZ DE D. A. | 147,451.39 | 0.0019 | 0.1894% | 2,338.20 |
| 24.- | NANACAMILPA DE M. A. | 865,246.50 | 0.0111 | 1.1116% | 13,720.58 |
| 25.- | NATIVITAS | 296,057.00 | 0.0038 | 0.3803% | 4,694.70 |
| 26.- | PANOTLA | 845,327.70 | 0.0109 | 1.0860% | 13,404.72 |
| 27.- | PAPALOTLA DE X. | 2,661,104.95 | 0.0342 | 3.4186% | 42,198.28 |
| 28.- | SANCTORUM DE L. C. | 381,281.00 | 0.0049 | 0.4898% | 6,046.14 |
| 29.- | SAN DAMIAN TEXOLOCO | 57,707.50 | 0.0007 | 0.0741% | 915.09 |
| 30.- | SAN FCO. TETLANOHCAN | 100,033.50 | 0.0013 | 0.1285% | 1,586.27 |
| 31.- | SAN JERONIMO ZACUALPAN | 70,203.00 | 0.0009 | 0.0902% | 1,113.24 |
| 32.- | SAN JOSE TEACALCO | 71,872.00 | 0.0009 | 0.0923% | 1,139.70 |
| 33.- | SAN JUAN HUACTZINCO | 94,541.50 | 0.0012 | 0.1215% | 1,499.18 |
| 34.- | SAN LORENZO AXOCOMANITLA | 77,795.00 | 0.0010 | 0.0999% | 1,233.63 |
| 35.- | SAN LUCAS TECOPILCO | 83,134.00 | 0.0011 | 0.1068% | 1,318.29 |
| 36.- | SAN PABLO DEL MONTE | 1,108,319.00 | 0.0142 | 1.4238% | 17,575.09 |
| 37.- | SANTA ANA NOPALUCAN | 45,420.26 | 0.0006 | 0.0583% | 720.25 |
| 38.- | SANTA APOLONIA TEACALCO | 23,198.00 | 0.0003 | 0.0298% | 367.86 |
| 39.- | SANTA CATARINA AYOMETLA | 106,443.00 | 0.0014 | 0.1367% | 1,687.91 |
| 40.- | SANTA CRUZ QUILEHTLA | 113,639.50 | 0.0015 | 0.1460% | 1,802.03 |
| 41.- | SANTA CRUZ TLAXCALA | 1,258,223.00 | 0.0162 | 1.6164% | 19,952.18 |
| 42.- | SANTA ISABEL XILOXOTLA | 341,104.00 | 0.0044 | 0.4382% | 5,409.03 |
| 43.- | TENANCINGO | 202,562.50 | 0.0026 | 0.2602% | 3,212.12 |
| 44.- | TEOLOCHOLCO | 951,959.28 | 0.0122 | 1.2230% | 15,095.62 |
| 45.- | TEPETITLA DE LARDIZABAL | 317,052.15 | 0.0041 | 0.4073% | 5,027.63 |
| 46.- | TEPEYANCO | 389,526.00 | 0.0050 | 0.5004% | 6,176.88 |
| 47.- | TERRENA TE | 146,566.00 | 0.0019 | 0.1883% | 2,324.16 |
| 48.- | TETLA DE LA SOLIDARIDAD | 4,468,482.71 | 0.0574 | 5.7405% | 70,858.64 |
| 49.- | TETLATLAHUCA | 72,775.50 | 0.0009 | 0.0935% | 1,154.03 |
| 50.- | TLAXCALA | 18,671,125.00 | 0.2399 | 23.9862% | 296,075.99 |
| 51.- | TLAXCO | 1,109,617.86 | 0.0143 | 1.4255% | 17,595.68 |
| 52.- | TOCATLÁN | 177,274.00 | 0.0023 | 0.2277% | 2,811.11 |
| 53.- | TOTOLAC | 1,712,104.32 | 0.0220 | 2.1995% | 27,149.57 |
| 54.- | TZOMPANTEPEC | 628,801.00 | 0.0081 | 0.8078% | 9,971.17 |
| 55.- | XALOZTOC | 1,812,370.01 | 0.0233 | 2.3283% | 28,739.52 |
| 56.- | XALTOCAN | 1,149,815.00 | 0.0148 | 1.4771% | 18,233.11 |
| 57.- | XICOHTZINCO | 1,275,454.00 | 0.0164 | 1.6385% | 20,225.42 |
| 58.- | YAUHQUEMEHCAN | 3,129,682.00 | 0.0402 | 4.0206% | 49,628.70 |
| 59.- | ZACATELCO | 2,348,003.00 | 0.0302 | 3.0164% | 37,233.28 |
| 60.- | ZITLALTEPEC DE T. S. S. | 290,755.00 | 0.0037 | 0.3735% | 4,610.63 |
| TOTALES | | 77,841,219.18 | 1.0000 | 100.0000% | 1,234,361.40 |

DETERMINACIÓN DEL FONDO RECAUDATORIO AGUA 10% (IV)
DISTRIBUCIÓN DEL FONDO DE COMPENSACIÓN
24,687,228.00
2,468,722.80
OCTUBRE-DICIEMBRE DE 2017

| NO. | MUNICIPIO | DERECHOS DE AGUA | DERECHOS DE AGUA | DINAMICA DE CRECIMIENTO C=(A/B) | FACTOR DE DISTRIBUCIÓN D=C/TOTAL C | PARTICIPACIÓN F=(D*G5) |
|----------------|--------------------------|-----------------------|-----------------------|---------------------------------------|--|---------------------------|
| | | 2016 (A) | 2015 (B) | | | |
| 1.- | ACUAMANALA DE M. H. | 50,016.00 | 50,016.00 | 1.0000 | 1.5578% | 38,458.96 |
| 2.- | ATLTZAYANCA | 430,387.00 | 430,387.00 | 1.0000 | 1.5578% | 38,458.96 |
| 3.- | AMAXAC DE GRO. | 512,455.00 | 512,455.00 | 1.0000 | 1.5578% | 38,458.96 |
| 4.- | APETATITLAN DE A. C. | 2,023,183.70 | 1,201,594.16 | 1.6837 | 2.6230% | 64,755.26 |
| 5.- | APIZACO | 28,768,593.00 | 28,768,593.30 | 1.0000 | 1.5578% | 38,458.96 |
| 6.- | ATLANGATEPEC | 300,472.00 | 273,040.00 | 1.1005 | 1.7144% | 42,322.88 |
| 7.- | BENITO JUAREZ | 492,578.00 | 492,578.00 | 1.0000 | 1.5578% | 38,458.96 |
| 8.- | CALPULALPAN | 8,220,521.00 | 8,220,521.00 | 1.0000 | 1.5578% | 38,458.96 |
| 9.- | CHIAUTEMPAN | 12,977,078.00 | 12,977,077.83 | 1.0000 | 1.5578% | 38,458.96 |
| 10.- | CONTLA DE J. C. | 630,716.00 | 520,913.00 | 1.2108 | 1.8862% | 46,565.70 |
| 11.- | CUAPIXTLA | 740,190.00 | 740,190.00 | 1.0000 | 1.5578% | 38,458.96 |
| 12.- | CUAXOMULCO | 218,330.00 | 218,330.00 | 1.0000 | 1.5578% | 38,458.96 |
| 13.- | EL CARMEN TEQUEXQUITLA | 399,159.00 | 399,159.00 | 1.0000 | 1.5578% | 38,458.96 |
| 14.- | EMILIANO ZAPATA | 171,327.50 | 167,575.00 | 1.0224 | 1.5927% | 39,320.17 |
| 15.- | ESPAÑITA | 848,695.00 | 848,695.00 | 1.0000 | 1.5578% | 38,458.96 |
| 16.- | HUAMANTLA | 17,620,070.58 | 16,736,619.50 | 1.0528 | 1.6401% | 40,489.03 |
| 17.- | HUEYOTLIPAN | 1,359,581.00 | 1,359,580.51 | 1.0000 | 1.5578% | 38,458.97 |
| 18.- | IXTACUIXTLA DE M. M. | 301,480.00 | 301,480.00 | 1.0000 | 1.5578% | 38,458.96 |
| 19.- | IXTENCO | 1,486,228.00 | 1,486,227.50 | 1.0000 | 1.5578% | 38,458.97 |
| 20.- | LA MAGDALENA TLALTELULCO | 689,363.58 | 689,364.58 | 1.0000 | 1.5578% | 38,458.90 |
| 21.- | LAZARO CARDENAS | 112,905.00 | 112,905.00 | 1.0000 | 1.5578% | 38,458.96 |
| 22.- | MAZATECOCHCO DE J. M. M. | 546,043.00 | 402,693.00 | 1.3560 | 2.1124% | 52,149.52 |
| 23.- | MUÑOZ DE D. A. | 365,462.00 | 365,461.85 | 1.0000 | 1.5578% | 38,458.97 |
| 24.- | NANACAMILPA DE M. A. | 2,020,499.00 | 2,020,499.00 | 1.0000 | 1.5578% | 38,458.96 |
| 25.- | NATIVITAS | 142,082.00 | 142,082.00 | 1.0000 | 1.5578% | 38,458.96 |
| 26.- | PANOTLA | 861,496.50 | 820,665.00 | 1.0498 | 1.6354% | 40,372.45 |
| 27.- | PAPALOTLA DE X. | 973,449.00 | 973,448.50 | 1.0000 | 1.5578% | 38,458.98 |
| 28.- | SANCTORUM DE L. C. | 332,945.00 | 332,945.00 | 1.0000 | 1.5578% | 38,458.96 |
| 29.- | SAN DAMIAN TEXOLOC | 514,056.00 | 514,056.00 | 1.0000 | 1.5578% | 38,458.96 |
| 30.- | SAN FCO. TETLANOHCAN | 953,365.00 | 953,365.00 | 1.0000 | 1.5578% | 38,458.96 |
| 31.- | SAN JERONIMO ZACUALPAN | 404,572.90 | 329,805.90 | 1.2267 | 1.9110% | 47,177.60 |
| 32.- | SAN JOSE TEACALCO | 678,821.50 | 678,822.50 | 1.0000 | 1.5578% | 38,458.90 |
| 33.- | SAN JUAN HUAQTZINCO | 388,845.00 | 388,845.00 | 1.0000 | 1.5578% | 38,458.96 |
| 34.- | SAN LORENZO AXOCOMANITLA | 191,300.00 | 191,300.00 | 1.0000 | 1.5578% | 38,458.96 |
| 35.- | SAN LUCAS TECOPILCO | 190,740.00 | 190,740.00 | 1.0000 | 1.5578% | 38,458.96 |
| 36.- | SAN PABLO DEL MONTE | 4,678,325.50 | 4,607,891.00 | 1.0153 | 1.5817% | 39,046.83 |
| 37.- | SANTA ANA NOPALUCAN | 121,180.00 | 120,460.00 | 1.0060 | 1.5672% | 38,688.83 |
| 38.- | SANTA APOLONIA TEACALCO | 149,147.00 | 149,147.00 | 1.0000 | 1.5578% | 38,458.96 |
| 39.- | SANTA CATARINA AYOMETLA | 243,755.00 | 238,145.00 | 1.0236 | 1.5945% | 39,364.94 |
| 40.- | SANTA CRUZ QUILEHTLA | 159,572.52 | 159,572.50 | 1.0000 | 1.5578% | 38,458.96 |
| 41.- | SANTA CRUZ TLAXCALA | 293,000.00 | 252,150.00 | 1.1620 | 1.8102% | 44,689.57 |
| 42.- | SANTA ISABEL XILOXOTLA | 475,444.00 | 475,444.00 | 1.0000 | 1.5578% | 38,458.96 |
| 43.- | TENANCINGO | 359,520.00 | 359,520.00 | 1.0000 | 1.5578% | 38,458.96 |
| 44.- | TEOLOCHOLCO | 1,214,310.00 | 1,214,310.00 | 1.0000 | 1.5578% | 38,458.96 |
| 45.- | TEPETITLA DE LARDIZABAL | 608,479.00 | 608,479.24 | 1.0000 | 1.5578% | 38,458.94 |
| 46.- | TEPEYANCO | 179,288.00 | 157,925.00 | 1.1353 | 1.7686% | 43,661.42 |
| 47.- | TERRENATE | 141,544.00 | 141,544.00 | 1.0000 | 1.5578% | 38,458.96 |
| 48.- | TETLA DE LA SOLIDARIDAD | 1,772,654.01 | 1,012,819.36 | 1.7502 | 2.7266% | 67,311.54 |
| 49.- | TETLA TLAHUCA | 672,936.00 | 672,936.00 | 1.0000 | 1.5578% | 38,458.96 |
| 50.- | TLAXCALA | 44,625,525.00 | 36,699,357.00 | 1.2160 | 1.8943% | 46,765.16 |
| 51.- | TLAXCO | 1,276,157.50 | 1,183,118.00 | 1.0786 | 1.6804% | 41,483.34 |
| 52.- | TOCATLÁN | 175,362.00 | 148,859.00 | 1.1780 | 1.8352% | 45,306.23 |
| 53.- | TOTOLAC | 1,001,432.00 | 912,358.54 | 1.0976 | 1.7099% | 42,213.70 |
| 54.- | TZOMPANTEPEC | 1,405,779.00 | 1,405,779.11 | 1.0000 | 1.5578% | 38,458.96 |
| 55.- | XALOZTOC | 1,101,340.50 | 610,429.00 | 1.8042 | 2.8107% | 69,387.94 |
| 56.- | XALTOCAN | 1,267,775.00 | 1,267,775.01 | 1.0000 | 1.5578% | 38,458.96 |
| 57.- | XICOHTZINCO | 932,416.00 | 932,416.00 | 1.0000 | 1.5578% | 38,458.96 |
| 58.- | YAUHQUEMEHCAN | 2,072,467.00 | 2,028,507.42 | 1.0217 | 1.5916% | 39,292.40 |
| 59.- | ZACATELCO | 3,379,735.00 | 3,379,734.91 | 1.0000 | 1.5578% | 38,458.96 |
| 60.- | ZITLALTEPEC DE T. S. S. | 103,010.00 | 103,010.00 | 1.0000 | 1.5578% | 38,458.96 |
| TOTALES | | 155,327,160.29 | 143,653,717.22 | 64.1911 | 100.0000% | 2,468,722.80 |

OCTUBRE-DICIEMBRE DE 2017

| NO. | MUNICIPIO | DERECHOS DE AGUA | DINAMICA DE | FACTOR DE | PARTICIPACIÓN |
|------|--------------------------|------------------|-------------|--------------|---------------|
| | | 2016 | CRECIMIENTO | DISTRIBUCIÓN | |
| | | (A) | B=(A/A) | C=B/TOTALB | D=C*F5 |
| 1.- | ACUAMANALA DE M. H. | 50,016.00 | 0.0003 | 0.0322% | 397.47 |
| 2.- | ATLTZAYANCA | 430,387.00 | 0.0028 | 0.2771% | 3,420.22 |
| 3.- | AMAXAC DE GRO. | 512,455.00 | 0.0033 | 0.3299% | 4,072.40 |
| 4.- | APETATITLAN DE A. C. | 2,023,183.70 | 0.0130 | 1.3025% | 16,077.93 |
| 5.- | APIZACO | 28,768,593.00 | 0.1852 | 18.5213% | 228,619.65 |
| 6.- | ATLANGATEPEC | 300,472.00 | 0.0019 | 0.1934% | 2,387.81 |
| 7.- | BENITO JUAREZ | 492,578.00 | 0.0032 | 0.3171% | 3,914.44 |
| 8.- | CALPULALPAN | 8,220,521.00 | 0.0529 | 5.2924% | 65,327.23 |
| 9.- | CHIAUTEMPAN | 12,977,078.00 | 0.0835 | 8.3547% | 103,126.87 |
| 10.- | CONTLA DE J. C. | 630,716.00 | 0.0041 | 0.4061% | 5,012.20 |
| 11.- | CUAPIXTLA | 740,190.00 | 0.0048 | 0.4765% | 5,882.18 |
| 12.- | CUAXOMULCO | 218,330.00 | 0.0014 | 0.1406% | 1,735.04 |
| 13.- | EL CARMEN TEQUEXQUITLA | 399,159.00 | 0.0026 | 0.2570% | 3,172.06 |
| 14.- | EMILIANO ZAPATA | 171,327.50 | 0.0011 | 0.1103% | 1,361.51 |
| 15.- | ESPAÑITA | 848,695.00 | 0.0055 | 0.5464% | 6,744.45 |
| 16.- | HUAMANTLA | 17,620,070.58 | 0.1134 | 11.3438% | 140,024.03 |
| 17.- | HUEYOTLIPAN | 1,359,581.00 | 0.0088 | 0.8753% | 10,804.38 |
| 18.- | IXTACUIXTLA DE M. M. | 301,480.00 | 0.0019 | 0.1941% | 2,395.82 |
| 19.- | IXTENCO | 1,486,228.00 | 0.0096 | 0.9568% | 11,810.83 |
| 20.- | LA MAGDALENA TLALTELULCO | 689,363.58 | 0.0044 | 0.4438% | 5,478.27 |
| 21.- | LAZARO CARDENAS | 112,905.00 | 0.0007 | 0.0727% | 897.24 |
| 22.- | MAZATECOCHCO DE J. M. M. | 546,043.00 | 0.0035 | 0.3515% | 4,339.32 |
| 23.- | MUÑOZ DE D. A. | 365,462.00 | 0.0024 | 0.2353% | 2,904.27 |
| 24.- | NANACAMILPA DE M. A. | 2,020,499.00 | 0.0130 | 1.3008% | 16,056.60 |
| 25.- | NATIVITAS | 142,082.00 | 0.0009 | 0.0915% | 1,129.10 |
| 26.- | PANOTLA | 861,496.50 | 0.0055 | 0.5546% | 6,846.18 |
| 27.- | PAPALOTLA DE X. | 973,449.00 | 0.0063 | 0.6267% | 7,735.85 |
| 28.- | SANCTORUM DE L. C. | 332,945.00 | 0.0021 | 0.2144% | 2,645.86 |
| 29.- | SAN DAMIAN TEXOLOC | 514,056.00 | 0.0033 | 0.3310% | 4,085.13 |
| 30.- | SAN FCO. TETLANOHCAN | 953,365.00 | 0.0061 | 0.6138% | 7,576.25 |
| 31.- | SAN JERONIMO ZACUALPAN | 404,572.90 | 0.0026 | 0.2605% | 3,215.08 |
| 32.- | SAN JOSE TEACALCO | 678,821.50 | 0.0044 | 0.4370% | 5,394.49 |
| 33.- | SAN JUAN HUACTZINCO | 388,845.00 | 0.0025 | 0.2503% | 3,090.09 |
| 34.- | SAN LORENZO AXOCOMANITLA | 191,300.00 | 0.0012 | 0.1232% | 1,520.23 |
| 35.- | SAN LUCAS TECOPILCO | 190,740.00 | 0.0012 | 0.1228% | 1,515.78 |
| 36.- | SAN PABLO DEL MONTE | 4,678,325.50 | 0.0301 | 3.0119% | 37,177.94 |
| 37.- | SANTA ANA NOPALUCAN | 121,180.00 | 0.0008 | 0.0780% | 963.00 |
| 38.- | SANTA A POLONIA TEACALCO | 149,147.00 | 0.0010 | 0.0960% | 1,185.25 |
| 39.- | SANTA CATARINA AYOMETLA | 243,755.00 | 0.0016 | 0.1569% | 1,937.08 |
| 40.- | SANTA CRUZ QUILEHTLA | 159,572.52 | 0.0010 | 0.1027% | 1,268.10 |
| 41.- | SANTA CRUZ TLAXCALA | 293,000.00 | 0.0019 | 0.1886% | 2,328.43 |
| 42.- | SANTA ISABEL XILOXOTLA | 475,444.00 | 0.0031 | 0.3061% | 3,778.28 |
| 43.- | TENANCINGO | 359,520.00 | 0.0023 | 0.2315% | 2,857.05 |
| 44.- | TEOLOCHOLCO | 1,214,310.00 | 0.0078 | 0.7818% | 9,649.94 |
| 45.- | TEPETITLA DE LARDIZABAL | 608,479.00 | 0.0039 | 0.3917% | 4,835.49 |
| 46.- | TEPEYANCO | 179,288.00 | 0.0012 | 0.1154% | 1,424.77 |
| 47.- | TERRENA TE | 141,544.00 | 0.0009 | 0.0911% | 1,124.83 |
| 48.- | TETLA DE LA SOLIDARIDAD | 1,772,654.01 | 0.0114 | 1.1412% | 14,087.01 |
| 49.- | TETLA TLAHUCA | 672,936.00 | 0.0043 | 0.4332% | 5,347.72 |
| 50.- | TLAXCALA | 44,625,525.00 | 0.2873 | 28.7300% | 354,632.28 |
| 51.- | TLAXCO | 1,276,157.50 | 0.0082 | 0.8216% | 10,141.43 |
| 52.- | TOCATLÁN | 175,362.00 | 0.0011 | 0.1129% | 1,393.58 |
| 53.- | TOTOLAC | 1,001,432.00 | 0.0064 | 0.6447% | 7,958.23 |
| 54.- | TZOMPANTEPEC | 1,405,779.00 | 0.0091 | 0.9050% | 11,171.51 |
| 55.- | XALOZTOC | 1,101,340.50 | 0.0071 | 0.7090% | 8,752.19 |
| 56.- | XALTOCAN | 1,267,775.00 | 0.0082 | 0.8162% | 10,074.82 |
| 57.- | XICOHTZINCO | 932,416.00 | 0.0060 | 0.6003% | 7,409.77 |
| 58.- | YAUHQUEMEHCAN | 2,072,467.00 | 0.0133 | 1.3343% | 16,469.58 |
| 59.- | ZACATELCO | 3,379,735.00 | 0.0218 | 2.1759% | 26,858.24 |
| 60.- | ZITLALTEPEC DE T. S. S. | 103,010.00 | 0.0007 | 0.0663% | 818.60 |

| | | | | |
|----------------|-----------------------|---------------|------------------|---------------------|
| TOTALES | 155,327,160.29 | 1.0000 | 100.0000% | 1,234,361.40 |
|----------------|-----------------------|---------------|------------------|---------------------|

TOTAL FONDO DE COMPENSACION (ANEXO 17 AL CCAMFF)
OCTUBRE-DICIEMBRE DE 2017

| | MUNICIPIO | PARTICIPACION FONDO I (A) | PARTICIPACION FONDO II (B) | PARTICIPACION FONDO III (C) | PARTICIPACION FONDO IV (D) | PARTICIPACION FONDO V (E) | TOTAL A DISTRIB. DE OCT-DIC 2017 |
|------|---------------------------|---------------------------|----------------------------|-----------------------------|----------------------------|---------------------------|----------------------------------|
| 1.- | ACUAMANALA DE M. H. | 80,441.94 | 37,108.05 | 6,199.18 | 38,458.96 | 397.47 | 162,605.59 |
| 2.- | ATLTZAYANCA | 233,152.64 | 33,064.93 | 1,740.72 | 38,458.96 | 3,420.22 | 309,837.47 |
| 3.- | AMAXAC DE GRO. | 151,298.72 | 40,548.80 | 5,930.57 | 38,458.96 | 4,072.40 | 240,309.46 |
| 4.- | APETATITLAN DE A. C. | 207,329.76 | 35,844.68 | 21,169.27 | 64,755.26 | 16,077.93 | 345,176.90 |
| 5.- | APIZACO | 1,067,454.32 | 34,589.19 | 196,949.65 | 38,458.96 | 228,619.65 | 1,566,071.78 |
| 6.- | ATLANGATEPEC | 89,565.48 | 33,932.45 | 2,440.81 | 42,322.88 | 2,387.81 | 170,649.42 |
| 7.- | BENITO JUAREZ | 81,976.10 | 44,225.40 | 1,351.78 | 38,458.96 | 3,914.44 | 169,926.68 |
| 8.- | CALPULALPAN | 656,908.54 | 42,520.49 | 39,748.25 | 38,458.96 | 65,327.23 | 842,963.47 |
| 9.- | CHIAUTEMPAN | 950,518.22 | 54,922.91 | 50,645.18 | 38,458.96 | 103,126.87 | 1,197,672.14 |
| 10.- | CONTLA DE J. C. | 520,394.84 | 44,841.88 | 7,708.80 | 46,565.70 | 5,012.20 | 624,523.44 |
| 11.- | CUAPIXTLA | 208,225.82 | 60,121.96 | 5,985.20 | 38,458.96 | 5,882.18 | 318,674.11 |
| 12.- | CUAXOMULCO | 71,576.35 | 39,964.55 | 2,247.71 | 38,458.96 | 1,735.04 | 153,982.61 |
| 13.- | EL CARMEN TEQUEXQUITLA | 234,320.23 | 46,092.85 | 8,975.21 | 38,458.96 | 3,172.06 | 331,019.31 |
| 14.- | EMILIANO ZAPATA | 61,923.32 | 32,444.18 | 1,163.51 | 39,320.17 | 1,361.51 | 136,212.69 |
| 15.- | ESPAÑITA | 117,682.82 | 14,224.01 | 1,134.38 | 38,458.96 | 6,744.45 | 178,244.62 |
| 16.- | HUAMANTLA | 1,261,098.77 | 49,105.51 | 79,209.04 | 40,489.03 | 140,024.03 | 1,569,926.38 |
| 17.- | HUEYOTLIPAN | 197,880.38 | 48,435.78 | 5,734.36 | 38,458.97 | 10,804.38 | 301,313.87 |
| 18.- | IXTACUIXTLA DE M. M. | 520,313.38 | 45,760.44 | 26,073.86 | 38,458.96 | 2,395.82 | 633,002.45 |
| 19.- | IXTENCO | 96,123.02 | 42,869.00 | 2,923.73 | 38,458.97 | 11,810.83 | 192,185.55 |
| 20.- | LA MAGDALENA TLALTELULCO | 256,233.03 | 37,804.48 | 9,430.54 | 38,458.90 | 5,478.27 | 347,405.21 |
| 21.- | LAZARO CARDENAS | 42,128.49 | 35,248.25 | 461.02 | 38,458.96 | 897.24 | 117,193.96 |
| 22.- | MAZA TECOCHCO DE J. M. M. | 147,999.59 | 34,123.53 | 2,293.02 | 52,149.52 | 4,339.32 | 240,904.97 |
| 23.- | MUÑOZ DE D. A. | 63,525.37 | 38,439.01 | 2,338.20 | 38,458.97 | 2,904.27 | 145,665.83 |
| 24.- | NANACAMILPA DE M. A. | 245,941.89 | 28,609.40 | 13,720.58 | 38,458.96 | 16,056.60 | 342,787.43 |
| 25.- | NATIVITAS | 340,137.02 | 40,594.29 | 4,694.70 | 38,458.96 | 1,129.10 | 425,014.07 |
| 26.- | PANOTLA | 368,661.66 | 47,698.57 | 13,404.72 | 40,372.45 | 6,846.18 | 476,983.59 |
| 27.- | PAPALOTLA DE X. | 412,242.86 | 42,276.24 | 42,198.28 | 38,458.98 | 7,735.85 | 542,912.21 |
| 28.- | SANCTORUM DE L. C. | 128,842.87 | 39,958.87 | 6,046.14 | 38,458.96 | 2,645.86 | 215,952.69 |
| 29.- | SAN DAMIAN TEXOLOC | 75,608.63 | 28,404.63 | 915.09 | 38,458.96 | 4,085.13 | 147,472.44 |
| 30.- | SAN FCO. TETLANOHCAN | 148,121.78 | 35,218.04 | 1,586.27 | 38,458.96 | 7,576.25 | 230,961.30 |
| 31.- | SAN JERONIMO ZACUALPAN | 51,143.42 | 38,080.29 | 1,113.24 | 47,177.60 | 3,215.08 | 140,729.64 |
| 32.- | SAN JOSE TEACALCO | 80,414.78 | 48,141.03 | 1,139.70 | 38,458.90 | 5,394.49 | 173,548.92 |
| 33.- | SAN JUAN HUACTZINCO | 101,974.58 | 33,386.90 | 1,499.18 | 38,458.96 | 3,090.09 | 178,409.72 |
| 34.- | SAN LORENZO AXOCOMANITLA | 76,273.89 | 34,358.30 | 1,233.63 | 38,458.96 | 1,520.23 | 151,845.01 |
| 35.- | SAN LUCAS TECOPLCO | 42,508.64 | 43,000.60 | 1,318.29 | 38,458.96 | 1,515.78 | 126,802.27 |
| 36.- | SAN PABLO DEL MONTE | 1,048,691.32 | 38,384.87 | 17,575.09 | 39,046.83 | 37,177.94 | 1,180,876.06 |
| 37.- | SANTA ANA NOPALUCAN | 105,531.68 | 35,279.55 | 720.25 | 38,688.83 | 963.00 | 181,183.30 |
| 38.- | SANTA APOLONIA TEACALCO | 61,896.17 | 41,432.28 | 367.86 | 38,458.96 | 1,185.25 | 143,340.51 |
| 39.- | SANTA CATARINA AYOMETLA | 119,705.75 | 48,663.03 | 1,687.91 | 39,364.94 | 1,937.08 | 211,358.71 |
| 40.- | SANTA CRUZ QUILEHTLA | 97,331.35 | 34,729.32 | 1,802.03 | 38,458.96 | 1,268.10 | 173,589.77 |
| 41.- | SANTA CRUZ TLAXCALA | 274,819.53 | 37,641.63 | 19,952.18 | 44,689.57 | 2,328.43 | 379,431.33 |
| 42.- | SANTA ISABEL XILOXOXTLA | 67,774.88 | 44,245.41 | 5,409.03 | 38,458.96 | 3,778.28 | 159,666.56 |
| 43.- | TENANCINGO | 174,243.34 | 32,599.56 | 3,212.12 | 38,458.96 | 2,857.05 | 251,371.03 |
| 44.- | TEOLOCHOLCO | 330,999.90 | 43,182.59 | 15,095.62 | 38,458.96 | 9,649.94 | 437,387.01 |
| 45.- | TEPETITLA DE LARDIZABAL | 285,925.26 | 36,823.93 | 5,027.63 | 38,458.94 | 4,835.49 | 371,071.26 |
| 46.- | TEPEYANCO | 163,558.48 | 43,259.91 | 6,176.88 | 43,661.42 | 1,424.77 | 258,081.47 |
| 47.- | TERRENATE | 200,201.99 | 30,974.99 | 2,324.16 | 38,458.96 | 1,124.83 | 273,084.93 |
| 48.- | TETLA DE LA SOLIDARIDAD | 442,776.86 | 57,575.49 | 70,858.64 | 67,311.54 | 14,087.01 | 652,609.53 |
| 49.- | TETLATLAHUCA | 182,117.83 | 53,704.98 | 1,154.03 | 38,458.96 | 5,347.72 | 280,783.52 |
| 50.- | TLAXCALA | 1,290,478.74 | 40,845.45 | 296,075.99 | 46,765.16 | 354,632.28 | 2,028,797.63 |
| 51.- | TLAXCO | 577,498.44 | 42,581.82 | 17,595.68 | 41,483.34 | 10,141.43 | 689,300.71 |
| 52.- | TOCATLÁN | 79,328.65 | 55,966.60 | 2,811.11 | 45,306.23 | 1,393.58 | 184,806.16 |
| 53.- | TOTOLAC | 296,162.09 | 50,719.91 | 27,149.57 | 42,213.70 | 7,958.23 | 424,203.50 |
| 54.- | TZOMPANTEPEC | 222,101.21 | 33,886.60 | 9,971.17 | 38,458.96 | 11,171.51 | 315,589.44 |
| 55.- | XALOZTOC | 324,550.97 | 54,910.04 | 28,739.52 | 69,387.94 | 8,752.19 | 486,340.66 |
| 56.- | XALTOCAN | 139,337.65 | 56,587.67 | 18,233.11 | 38,458.96 | 10,074.82 | 262,692.20 |
| 57.- | XICOHTZINCO | 185,036.82 | 37,651.92 | 20,225.42 | 38,458.96 | 7,409.77 | 288,782.89 |
| 58.- | YAUHQUEMEHCAN | 519,933.24 | 38,065.52 | 49,628.70 | 39,292.40 | 16,469.58 | 663,389.43 |
| 59.- | ZACATELCO | 579,534.94 | 40,828.37 | 37,233.28 | 38,458.96 | 26,858.24 | 722,913.80 |
| 60.- | ZITLALTEPEC DE T. S. S. | 121,579.33 | 52,221.90 | 4,610.63 | 38,458.96 | 818.60 | 217,689.42 |
| | TOTAL: | 17,281,059.60 | 2,468,722.80 | 1,234,361.40 | 2,468,722.80 | 1,234,361.40 | 24,687,228.00 |



SPF
SECRETARÍA DE
PLANEACIÓN Y FINANZAS

**DETERMINACIÓN DE PARTICIPACION DE INGRESO POR
INCENTIVO A LA VENTA FINAL DE GASOLINAS Y DIESEL
OCTUBRE-DICIEMBRE 2017**

| PARTICIPACIONES FEDERALES | INGRESOS OCT-DIC 17 | PORCENTAJE A REPARTIR | A MUNICIPIOS |
|--|----------------------------|----------------------------------|---------------------|
| INCENTIVO A LA VENTA FINAL DE GASOLINAS Y DIESEL | 45,207,198.00 | 20.00% | 9,041,439.60 |
| | | 20.00% | |
| TOTAL | 45,207,198.00 | | 9,041,439.60 |



**DETERMINACIÓN EN BASE A POBLACIÓN (I)
DISTRIBUCION DE GASOLINAS Y DIESEL 2017**

9,041,439.60

70%

6,329,007.72

OCTUBRE-DICIEMBRE 2017

| NO. | MUNICIPIO | INTERCENSAL | % DE | MONTO A | MONTO |
|--------------|--------------------------|------------------|----------------|-----------------------|---------------------|
| | | 2015 INEGI | DISTRIBUCION | DISTRIBUIR | PARTICIPABLE |
| 1.- | ACUAMANALA DE M. H. | 5,925 | 0.465492% | 6,329,007.72 | 29,461.02 |
| 2.- | ATLTZAYANCA | 17,173 | 1.349180% | 6,329,007.72 | 85,389.72 |
| 3.- | AMAXAC DE GRO. | 11,144 | 0.875518% | 6,329,007.72 | 55,411.58 |
| 4.- | APETA TITLAN DE A. C. | 15,271 | 1.199751% | 6,329,007.72 | 75,932.36 |
| 5.- | APIZACO | 78,624 | 6.177019% | 6,329,007.72 | 390,944.00 |
| 6.- | ATLANGA TEPEC | 6,597 | 0.518287% | 6,329,007.72 | 32,802.42 |
| 7.- | BENITO JUAREZ | 6,038 | 0.474370% | 6,329,007.72 | 30,022.89 |
| 8.- | CALPULALPAN | 48,385 | 3.801321% | 6,329,007.72 | 240,585.90 |
| 9.- | CHIA UTEMPAN | 70,011 | 5.500347% | 6,329,007.72 | 348,117.38 |
| 10.- | CONTLA DE J. C. | 38,330 | 3.011360% | 6,329,007.72 | 190,589.18 |
| 11.- | CUAPIXTLA | 15,337 | 1.204937% | 6,329,007.72 | 76,260.53 |
| 12.- | CUAXOMULCO | 5,272 | 0.414190% | 6,329,007.72 | 26,214.09 |
| 13.- | EL CARMEN TEQUEXQUITLA | 17,259 | 1.355937% | 6,329,007.72 | 85,817.34 |
| 14.- | EMILIANO ZAPATA | 4,561 | 0.358331% | 6,329,007.72 | 22,678.77 |
| 15.- | ESPAÑITA | 8,668 | 0.680993% | 6,329,007.72 | 43,100.10 |
| 16.- | HUAMANTLA | 92,887 | 7.297578% | 6,329,007.72 | 461,864.26 |
| 17.- | HUEYOTLIPAN | 14,575 | 1.145071% | 6,329,007.72 | 72,471.62 |
| 18.- | IXTACUIXTLA DE M. M. | 38,324 | 3.010888% | 6,329,007.72 | 190,559.35 |
| 19.- | IXTENCO | 7,080 | 0.556233% | 6,329,007.72 | 35,204.05 |
| 20.- | LA MAGDALENA TLALTELULCO | 18,873 | 1.482739% | 6,329,007.72 | 93,842.67 |
| 21.- | LAZARO CARDENAS | 3,103 | 0.243784% | 6,329,007.72 | 15,429.12 |
| 22.- | MAZATECOCHCO DE J. M. M. | 10,901 | 0.856427% | 6,329,007.72 | 54,203.30 |
| 23.- | MUÑOZ DE D. A. | 4,679 | 0.367601% | 6,329,007.72 | 23,265.50 |
| 24.- | NANACAMILPA DE M. A. | 18,115 | 1.423188% | 6,329,007.72 | 90,073.65 |
| 25.- | NATIVITAS | 25,053 | 1.968265% | 6,329,007.72 | 124,571.63 |
| 26.- | PANOTLA | 27,154 | 2.133328% | 6,329,007.72 | 135,018.49 |
| 27.- | PAPALOTLA DE X. | 30,364 | 2.385518% | 6,329,007.72 | 150,979.65 |
| 28.- | SANCTORUM DE L. C. | 9,490 | 0.745573% | 6,329,007.72 | 47,187.36 |
| 29.- | SAN DAMIAN TEXOLOC | 5,569 | 0.437523% | 6,329,007.72 | 27,690.87 |
| 30.- | SAN FCO. TETLANOHCAN | 10,910 | 0.857134% | 6,329,007.72 | 54,248.06 |
| 31.- | SAN JERONIMO ZACUALPAN | 3,767 | 0.295951% | 6,329,007.72 | 18,730.74 |
| 32.- | SAN JOSE TEACALCO | 5,923 | 0.465335% | 6,329,007.72 | 29,451.08 |
| 33.- | SAN JUAN HUACTZINCO | 7,511 | 0.590094% | 6,329,007.72 | 37,347.13 |
| 34.- | SAN LORENZO AXOCOMANITLA | 5,618 | 0.441373% | 6,329,007.72 | 27,934.52 |
| 35.- | SAN LUCAS TECOPILCO | 3,131 | 0.245984% | 6,329,007.72 | 15,568.35 |
| 36.- | SAN PABLO DEL MONTE | 77,242 | 6.068443% | 6,329,007.72 | 384,072.25 |
| 37.- | SANTA ANA NOPALUCAN | 7,773 | 0.610678% | 6,329,007.72 | 38,649.87 |
| 38.- | SANTA APOLONIA TEACALCO | 4,559 | 0.358173% | 6,329,007.72 | 22,668.83 |
| 39.- | SANTA CATARINA AYOMETLA | 8,817 | 0.692699% | 6,329,007.72 | 43,840.98 |
| 40.- | SANTA CRUZ QUILEHTLA | 7,169 | 0.563226% | 6,329,007.72 | 35,646.59 |
| 41.- | SANTA CRUZ TLAXCALA | 20,242 | 1.590293% | 6,329,007.72 | 100,649.78 |
| 42.- | SANTA ISABEL XILOXOTLA | 4,992 | 0.392192% | 6,329,007.72 | 24,821.84 |
| 43.- | TENANCINGO | 12,834 | 1.008291% | 6,329,007.72 | 63,814.81 |
| 44.- | TEOLOCHOLCO | 24,380 | 1.915391% | 6,329,007.72 | 121,225.26 |
| 45.- | TEPETITLA DE LARDIZABAL | 21,060 | 1.654559% | 6,329,007.72 | 104,717.14 |
| 46.- | TEPEYANCO | 12,047 | 0.946461% | 6,329,007.72 | 59,901.59 |
| 47.- | TERRENATE | 14,746 | 1.158505% | 6,329,007.72 | 73,321.89 |
| 48.- | TETLA DE LA SOLIDARIDAD | 32,613 | 2.562209% | 6,329,007.72 | 162,162.40 |
| 49.- | TETLA TLAHUCA | 13,414 | 1.053858% | 6,329,007.72 | 66,698.75 |
| 50.- | TLAXCALA | 95,051 | 7.467590% | 6,329,007.72 | 472,624.37 |
| 51.- | TLAXCO | 42,536 | 3.341800% | 6,329,007.72 | 211,502.77 |
| 52.- | TOCATLÁN | 5,843 | 0.459050% | 6,329,007.72 | 29,053.29 |
| 53.- | TOTOLAC | 21,814 | 1.713796% | 6,329,007.72 | 108,466.28 |
| 54.- | TZOMPANTEPEC | 16,359 | 1.285229% | 6,329,007.72 | 81,342.25 |
| 55.- | XALOZTOC | 23,905 | 1.878073% | 6,329,007.72 | 118,863.41 |
| 56.- | XALTOCAN | 10,263 | 0.806303% | 6,329,007.72 | 51,030.96 |
| 57.- | XICOHTZINCO | 13,629 | 1.070749% | 6,329,007.72 | 67,767.80 |
| 58.- | YA UHQUEMEHCAN | 38,296 | 3.008688% | 6,329,007.72 | 190,420.12 |
| 59.- | ZACATELCO | 42,686 | 3.353585% | 6,329,007.72 | 212,248.62 |
| 60.- | ZITLALTEPEC DE T. S. S. | 8,955 | 0.703541% | 6,329,007.72 | 44,527.16 |
| TOTAL | | 1,272,847 | 100.00% | 379,740,463.20 | 6,329,007.72 |



DETERMINACIÓN DEL FONDO RECAUDATORIO PREDIAL 10% (II)

DISTRIBUCION DE GASOLINAS Y DIESEL 2017

9,041,439.60

904,143.96

OCTUBRE-DICIEMBRE 2017

| NO. | MUNICIPIO | PREDIAL DE | PREDIAL DE | DINAMICA DE | FACTOR DE | PARTICIPACIÓN |
|----------------|--------------------------|----------------------|----------------------|----------------|------------------|-------------------|
| | | 2016 | 2015 | CRECIMIENTO | DISTRIBUCIÓN | |
| | | (A) | (B) | C=(A/B) | D=C/TOTAL C | F=(D*G5) |
| 1.- | ACUAMANALA DE M. H. | 390,932.00 | 435,082.00 | 0.8985 | 1.5031% | 13,590.44 |
| 2.- | ATLTZAYANCA | 109,773.00 | 137,109.00 | 0.8006 | 1.3394% | 12,109.69 |
| 3.- | AMAXAC DE GRO. | 373,993.50 | 380,911.50 | 0.9818 | 1.6425% | 14,850.58 |
| 4.- | APETATITLAN DE A. C. | 1,334,975.20 | 1,538,107.05 | 0.8679 | 1.4520% | 13,127.74 |
| 5.- | APZACO | 12,420,026.47 | 14,829,282.93 | 0.8375 | 1.4011% | 12,667.93 |
| 6.- | ATLANGATEPEC | 153,922.00 | 187,337.00 | 0.8216 | 1.3745% | 12,427.41 |
| 7.- | BENITO JUAREZ | 85,246.00 | 79,605.00 | 1.0709 | 1.7914% | 16,197.09 |
| 8.- | CALPULALPAN | 2,506,601.40 | 2,434,585.98 | 1.0296 | 1.7224% | 15,572.68 |
| 9.- | CHIAUTEMPAN | 3,193,783.22 | 2,401,541.00 | 1.3299 | 2.2247% | 20,114.94 |
| 10.- | CONTLA DE J. C. | 486,132.00 | 447,722.00 | 1.0858 | 1.8164% | 16,422.87 |
| 11.- | CUAPIXTLA | 377,438.00 | 259,269.00 | 1.4558 | 2.4353% | 22,019.04 |
| 12.- | CUAXOMULCO | 141,745.00 | 146,477.50 | 0.9677 | 1.6188% | 14,636.60 |
| 13.- | EL CARMEN TEQUEXQUITLA | 565,994.00 | 507,126.50 | 1.1161 | 1.8671% | 16,881.03 |
| 14.- | EMILIANO ZAPATA | 73,373.00 | 93,398.00 | 0.7856 | 1.3142% | 11,882.34 |
| 15.- | ESPAÑITA | 71,536.00 | 207,702.00 | 0.3444 | 0.5762% | 5,209.40 |
| 16.- | HUAMANTLA | 4,995,075.15 | 4,200,973.00 | 1.1890 | 1.9891% | 17,984.38 |
| 17.- | HUEYOTLIPAN | 361,620.00 | 308,336.00 | 1.1728 | 1.9620% | 17,739.10 |
| 18.- | IXTACUIXTLA DE M. M. | 1,644,267.79 | 1,483,954.02 | 1.1080 | 1.8536% | 16,759.28 |
| 19.- | IXTENCO | 184,376.00 | 177,622.96 | 1.0380 | 1.7365% | 15,700.32 |
| 20.- | LA MAGDALENA TLALTELULCO | 594,707.82 | 649,678.39 | 0.9154 | 1.5313% | 13,845.50 |
| 21.- | LAZARO CARDENAS | 29,072.50 | 34,063.00 | 0.8535 | 1.4278% | 12,909.30 |
| 22.- | MAZATECOCHCO DE J. M. M. | 144,602.00 | 175,008.22 | 0.8263 | 1.3822% | 12,497.39 |
| 23.- | MUÑOZ DE D. A. | 147,451.39 | 158,421.73 | 0.9308 | 1.5570% | 14,077.89 |
| 24.- | NANACAMILPA DE M. A. | 865,246.50 | 1,249,019.50 | 0.6927 | 1.1589% | 10,477.89 |
| 25.- | NATIVITAS | 296,057.00 | 301,195.50 | 0.9829 | 1.6443% | 14,867.23 |
| 26.- | PANOTLA | 845,327.70 | 731,910.20 | 1.1550 | 1.9321% | 17,469.10 |
| 27.- | PAPALOTLA DE X. | 2,661,104.95 | 2,599,583.26 | 1.0237 | 1.7125% | 15,483.23 |
| 28.- | SANCTORUM DE L. C. | 381,281.00 | 394,067.00 | 0.9676 | 1.6186% | 14,634.52 |
| 29.- | SAN DAMIAN TEXOLOC | 57,707.50 | 83,903.71 | 0.6878 | 1.1506% | 10,402.90 |
| 30.- | SAN FCO. TETLANOHCAN | 100,033.50 | 117,305.50 | 0.8528 | 1.4266% | 12,898.24 |
| 31.- | SAN JERONIMO ZACUALPAN | 70,203.00 | 76,136.60 | 0.9221 | 1.5425% | 13,946.51 |
| 32.- | SAN JOSE TEACALCO | 71,872.00 | 61,657.00 | 1.1657 | 1.9500% | 17,631.15 |
| 33.- | SAN JUAN HUAQTZINCO | 94,541.50 | 116,945.75 | 0.8084 | 1.3524% | 12,227.60 |
| 34.- | SAN LORENZO AXOCOMANITLA | 77,795.00 | 93,510.00 | 0.8319 | 1.3917% | 12,583.37 |
| 35.- | SAN LUCAS TECOPILCO | 83,134.00 | 79,844.00 | 1.0412 | 1.7418% | 15,748.52 |
| 36.- | SAN PABLO DEL MONTE | 1,108,319.00 | 1,192,457.00 | 0.9294 | 1.5548% | 14,058.06 |
| 37.- | SANTA ANA NOPALUCAN | 45,420.26 | 53,169.76 | 0.8542 | 1.4291% | 12,920.77 |
| 38.- | SANTA APOLONIA TEACALCO | 23,198.00 | 23,123.30 | 1.0032 | 1.6783% | 15,174.14 |
| 39.- | SANTA CATARINA AYOMETLA | 106,443.00 | 90,335.00 | 1.1783 | 1.9712% | 17,822.33 |
| 40.- | SANTA CRUZ QUILEHTLA | 113,639.50 | 135,136.00 | 0.8409 | 1.4068% | 12,719.25 |
| 41.- | SANTA CRUZ TLAXCALA | 1,258,223.00 | 1,380,471.00 | 0.9114 | 1.5247% | 13,785.85 |
| 42.- | SANTA ISABEL XILOXOTLA | 341,104.00 | 318,388.00 | 1.0713 | 1.7922% | 16,204.42 |
| 43.- | TENANCINGO | 202,562.50 | 256,617.00 | 0.7894 | 1.3205% | 11,939.25 |
| 44.- | TEOLOCHOLCO | 951,959.28 | 910,432.50 | 1.0456 | 1.7492% | 15,815.17 |
| 45.- | TEPETITLA DE LARDIZABAL | 317,052.15 | 355,581.05 | 0.8916 | 1.4916% | 13,486.38 |
| 46.- | TEPEYANCO | 389,526.00 | 371,868.10 | 1.0475 | 1.7523% | 15,843.49 |
| 47.- | TERRENATE | 146,566.00 | 195,416.00 | 0.7500 | 1.2547% | 11,344.27 |
| 48.- | TETLA DE LA SOLIDARIDAD | 4,468,482.71 | 3,205,239.79 | 1.3941 | 2.3322% | 21,086.42 |
| 49.- | TETLATLAHUCA | 72,775.50 | 55,964.00 | 1.3004 | 2.1754% | 19,668.89 |
| 50.- | TLAXCALA | 18,671,125.00 | 18,878,385.00 | 0.9890 | 1.6545% | 14,959.22 |
| 51.- | TLAXCO | 1,109,617.86 | 1,076,186.00 | 1.0311 | 1.7249% | 15,595.15 |
| 52.- | TOCATLÁN | 177,274.00 | 130,814.00 | 1.3552 | 2.2670% | 20,497.18 |
| 53.- | TOTOLAC | 1,712,104.32 | 1,394,086.96 | 1.2281 | 2.0545% | 18,575.64 |
| 54.- | TZOMPANTEPEC | 628,801.00 | 766,343.20 | 0.8205 | 1.3726% | 12,410.61 |
| 55.- | XALOZTOC | 1,812,370.01 | 1,363,117.21 | 1.3296 | 2.2242% | 20,110.23 |
| 56.- | XALTOCAN | 1,149,815.00 | 839,159.00 | 1.3702 | 2.2922% | 20,724.64 |
| 57.- | XICOHTZINCO | 1,275,454.00 | 1,398,993.50 | 0.9117 | 1.5252% | 13,789.62 |
| 58.- | YAUHQUEMEHCAN | 3,129,682.00 | 3,395,522.20 | 0.9217 | 1.5419% | 13,941.10 |
| 59.- | ZACATELCO | 2,348,003.00 | 2,375,060.50 | 0.9886 | 1.6538% | 14,952.96 |
| 60.- | ZITLALTEPEC DE T. S. S. | 290,755.00 | 229,939.00 | 1.2645 | 2.1153% | 19,125.72 |
| TOTALES | | 77,841,219.18 | 77,570,196.87 | 59.7770 | 100.0000% | 904,143.96 |

**DETERMINACIÓN DEL FONDO NIVEL PREDIAL 5% (III)****DISTRIBUCION DE GASOLINAS Y DIESEL 2017****9,041,439.60****452,071.98****OCTUBRE-DICIEMBRE 2017**

| NO. | MUNICIPIO | PREDIAL DE | DINAMICA DE | FACTOR DE | PARTICIPACIÓN |
|----------------|--------------------------|----------------------|---------------|------------------|-------------------|
| | | 2016 | CRECIMIENTO | DISTRIBUCIÓN | |
| | | (A) | B=(A/A) | C=B/TOTALB | D=C*F5 |
| 1.- | ACUAMANALA DE M. H. | 390,932.00 | 0.0050 | 0.5022% | 2,270.38 |
| 2.- | ATLTZAYANCA | 109,773.00 | 0.0014 | 0.1410% | 637.52 |
| 3.- | AMAXAC DE GRO. | 373,993.50 | 0.0048 | 0.4805% | 2,172.01 |
| 4.- | APETATITLAN DE A. C. | 1,334,975.20 | 0.0171 | 1.7150% | 7,753.02 |
| 5.- | APIZACO | 12,420,026.47 | 0.1596 | 15.9556% | 72,130.76 |
| 6.- | ATLANGATEPEC | 153,922.00 | 0.0020 | 0.1977% | 893.92 |
| 7.- | BENITO JUAREZ | 85,246.00 | 0.0011 | 0.1095% | 495.08 |
| 8.- | CALPULALPAN | 2,506,601.40 | 0.0322 | 3.2201% | 14,557.38 |
| 9.- | CHIAUTEMPAN | 3,193,783.22 | 0.0410 | 4.1029% | 18,548.27 |
| 10.- | CONTLA DE J. C. | 486,132.00 | 0.0062 | 0.6245% | 2,823.27 |
| 11.- | CUAPIXTLA | 377,438.00 | 0.0048 | 0.4849% | 2,192.02 |
| 12.- | CUAXOMULCO | 141,745.00 | 0.0018 | 0.1821% | 823.20 |
| 13.- | EL CARMEN TEQUXQUITLA | 565,994.00 | 0.0073 | 0.7271% | 3,287.08 |
| 14.- | EMILIANO ZAPATA | 73,373.00 | 0.0009 | 0.0943% | 426.12 |
| 15.- | ESPAÑITA | 71,536.00 | 0.0009 | 0.0919% | 415.45 |
| 16.- | HUAMANTLA | 4,995,075.15 | 0.0642 | 6.4170% | 29,009.48 |
| 17.- | HUEYOTLIPAN | 361,620.00 | 0.0046 | 0.4646% | 2,100.15 |
| 18.- | IXTACUIXTLA DE M. M. | 1,644,267.79 | 0.0211 | 2.1123% | 9,549.28 |
| 19.- | IXTENCO | 184,376.00 | 0.0024 | 0.2369% | 1,070.79 |
| 20.- | LA MAGDALENA TLALTELULCO | 594,707.82 | 0.0076 | 0.7640% | 3,453.84 |
| 21.- | LAZARO CARDENAS | 29,072.50 | 0.0004 | 0.0373% | 168.84 |
| 22.- | MAZATECOCHCO DE J. M. M. | 144,602.00 | 0.0019 | 0.1858% | 839.79 |
| 23.- | MUÑOZ DE D. A. | 147,451.39 | 0.0019 | 0.1894% | 856.34 |
| 24.- | NANACAMILPA DE M. A. | 865,246.50 | 0.0111 | 1.1116% | 5,025.02 |
| 25.- | NATIVITAS | 296,057.00 | 0.0038 | 0.3803% | 1,719.39 |
| 26.- | PANOTLA | 845,327.70 | 0.0109 | 1.0860% | 4,909.34 |
| 27.- | PAPALOTLA DE X. | 2,661,104.95 | 0.0342 | 3.4186% | 15,454.68 |
| 28.- | SANCTORUM DE L. C. | 381,281.00 | 0.0049 | 0.4898% | 2,214.33 |
| 29.- | SAN DAMIAN TEXOLOC | 57,707.50 | 0.0007 | 0.0741% | 335.14 |
| 30.- | SAN FCO. TETLANOHCAN | 100,033.50 | 0.0013 | 0.1285% | 580.96 |
| 31.- | SAN JERONIMO ZACUALPAN | 70,203.00 | 0.0009 | 0.0902% | 407.71 |
| 32.- | SAN JOSE TEACALCO | 71,872.00 | 0.0009 | 0.0923% | 417.41 |
| 33.- | SAN JUAN HUACTZINCO | 94,541.50 | 0.0012 | 0.1215% | 549.06 |
| 34.- | SAN LORENZO AXOCOMANITLA | 77,795.00 | 0.0010 | 0.0999% | 451.80 |
| 35.- | SAN LUCAS TECOPILCO | 83,134.00 | 0.0011 | 0.1068% | 482.81 |
| 36.- | SAN PABLO DEL MONTE | 1,108,319.00 | 0.0142 | 1.4238% | 6,436.69 |
| 37.- | SANTA ANA NOPALUCAN | 45,420.26 | 0.0006 | 0.0583% | 263.78 |
| 38.- | SANTA APOLONIA TEACALCO | 23,198.00 | 0.0003 | 0.0298% | 134.73 |
| 39.- | SANTA CATARINA AYOMETLA | 106,443.00 | 0.0014 | 0.1367% | 618.18 |
| 40.- | SANTA CRUZ QUILEHTLA | 113,639.50 | 0.0015 | 0.1460% | 659.97 |
| 41.- | SANTA CRUZ TLAXCALA | 1,258,223.00 | 0.0162 | 1.6164% | 7,307.28 |
| 42.- | SANTA ISABEL XILOXOTLA | 341,104.00 | 0.0044 | 0.4382% | 1,981.00 |
| 43.- | TENANCINGO | 202,562.50 | 0.0026 | 0.2602% | 1,176.41 |
| 44.- | TEOLOCHOLCO | 951,959.28 | 0.0122 | 1.2230% | 5,528.61 |
| 45.- | TEPETITLA DE LARDIZABAL | 317,052.15 | 0.0041 | 0.4073% | 1,841.32 |
| 46.- | TEPEYANCO | 389,526.00 | 0.0050 | 0.5004% | 2,262.22 |
| 47.- | TERRENATE | 146,566.00 | 0.0019 | 0.1883% | 851.20 |
| 48.- | TETLA DE LA SOLIDARIDAD | 4,468,482.71 | 0.0574 | 5.7405% | 25,951.24 |
| 49.- | TETLATLAHUCA | 72,775.50 | 0.0009 | 0.0935% | 422.65 |
| 50.- | TLAXCALA | 18,671,125.00 | 0.2399 | 23.9862% | 108,434.74 |
| 51.- | TLAXCO | 1,109,617.86 | 0.0143 | 1.4255% | 6,444.24 |
| 52.- | TOCATLÁN | 177,274.00 | 0.0023 | 0.2277% | 1,029.54 |
| 53.- | TOTOLAC | 1,712,104.32 | 0.0220 | 2.1995% | 9,943.25 |
| 54.- | TZOMPANTEPEC | 628,801.00 | 0.0081 | 0.8078% | 3,651.84 |
| 55.- | XALOZTOC | 1,812,370.01 | 0.0233 | 2.3283% | 10,525.55 |
| 56.- | XALTOCAN | 1,149,815.00 | 0.0148 | 1.4771% | 6,677.69 |
| 57.- | XICOHTZINCO | 1,275,454.00 | 0.0164 | 1.6385% | 7,407.35 |
| 58.- | YAUHQUEMEHCAN | 3,129,682.00 | 0.0402 | 4.0206% | 18,175.99 |
| 59.- | ZACATELCO | 2,348,003.00 | 0.0302 | 3.0164% | 13,636.30 |
| 60.- | ZITLALTEPEC DE T. S. S. | 290,755.00 | 0.0037 | 0.3735% | 1,688.59 |
| TOTALES | | 77,841,219.18 | 1.0000 | 100.0000% | 452,071.98 |



DETERMINACIÓN DEL FONDO RECAUDATORIO AGUA 10% (IV)
DISTRIBUCION DE GASOLINAS Y DIESEL 2017 **9,041,439.60**
OCTUBRE-DICIEMBRE 2017

904,143.96

| NO. | MUNICIPIO | DERECHOS DE AGUA | DERECHOS DE AGUA | DINAMICA DE CRECIMIENTO | FACTOR DE DISTRIBUCIÓN | PARTICIPACIÓN |
|------|--------------------------|------------------|------------------|----------------------------|---------------------------|---------------|
| | | 2016 | 2015 | | | |
| | | (A) | (B) | C=(A/B) | D=C/TOTAL C | F=(D*G5) |
| 1.- | ACUAMANALA DE M. H. | 50,016.00 | 50,016.00 | 1.0000 | 1.5578% | 14,085.19 |
| 2.- | ATLTZAYANCA | 430,387.00 | 430,387.00 | 1.0000 | 1.5578% | 14,085.19 |
| 3.- | AMAXAC DE GRO. | 512,455.00 | 512,455.00 | 1.0000 | 1.5578% | 14,085.19 |
| 4.- | APETATITLAN DE A. C. | 2,023,183.70 | 1,201,594.16 | 1.6837 | 2.6230% | 23,715.94 |
| 5.- | APIZACO | 28,768,593.00 | 28,768,593.30 | 1.0000 | 1.5578% | 14,085.19 |
| 6.- | ATLANGATEPEC | 300,472.00 | 273,040.00 | 1.1005 | 1.7144% | 15,500.31 |
| 7.- | BENITO JUAREZ | 492,578.00 | 492,578.00 | 1.0000 | 1.5578% | 14,085.19 |
| 8.- | CALPULALPAN | 8,220,521.00 | 8,220,521.00 | 1.0000 | 1.5578% | 14,085.19 |
| 9.- | CHIAUTEMPAN | 12,977,078.00 | 12,977,077.83 | 1.0000 | 1.5578% | 14,085.19 |
| 10.- | CONTLA DE J. C. | 630,716.00 | 520,913.00 | 1.2108 | 1.8862% | 17,054.20 |
| 11.- | CUAPIAXTLA | 740,190.00 | 740,190.00 | 1.0000 | 1.5578% | 14,085.19 |
| 12.- | CUAXOMULCO | 218,330.00 | 218,330.00 | 1.0000 | 1.5578% | 14,085.19 |
| 13.- | EL CARMEN TEQUEXQUITLA | 399,159.00 | 399,159.00 | 1.0000 | 1.5578% | 14,085.19 |
| 14.- | EMILIANO ZAPATA | 171,327.50 | 167,575.00 | 1.0224 | 1.5927% | 14,400.60 |
| 15.- | ESPAÑITA | 848,695.00 | 848,695.00 | 1.0000 | 1.5578% | 14,085.19 |
| 16.- | HUAMANTLA | 17,620,070.58 | 16,736,619.50 | 1.0528 | 1.6401% | 14,828.69 |
| 17.- | HUEYOTLIPAN | 1,359,581.00 | 1,359,580.51 | 1.0000 | 1.5578% | 14,085.20 |
| 18.- | IXTACUIXTLA DE M. M. | 301,480.00 | 301,480.00 | 1.0000 | 1.5578% | 14,085.19 |
| 19.- | IXTENCO | 1,486,228.00 | 1,486,227.50 | 1.0000 | 1.5578% | 14,085.20 |
| 20.- | LA MAGDALENA TLALTELULCO | 689,363.58 | 689,364.58 | 1.0000 | 1.5578% | 14,085.17 |
| 21.- | LAZARO CARDENAS | 112,905.00 | 112,905.00 | 1.0000 | 1.5578% | 14,085.19 |
| 22.- | MAZATECOCHCO DE J. M. M. | 546,043.00 | 402,693.00 | 1.3560 | 2.1124% | 19,099.22 |
| 23.- | MUÑOZ DE D. A. | 365,462.00 | 365,461.85 | 1.0000 | 1.5578% | 14,085.20 |
| 24.- | NANACAMILPA DE M. A. | 2,020,499.00 | 2,020,499.00 | 1.0000 | 1.5578% | 14,085.19 |
| 25.- | NATIVITAS | 142,082.00 | 142,082.00 | 1.0000 | 1.5578% | 14,085.19 |
| 26.- | PANOTLA | 861,496.50 | 820,665.00 | 1.0498 | 1.6354% | 14,785.99 |
| 27.- | PAPALOTLA DE X. | 973,449.00 | 973,448.50 | 1.0000 | 1.5578% | 14,085.20 |
| 28.- | SANCTORUM DE L. C. | 332,945.00 | 332,945.00 | 1.0000 | 1.5578% | 14,085.19 |
| 29.- | SAN DAMIAN TEXOLOC | 514,056.00 | 514,056.00 | 1.0000 | 1.5578% | 14,085.19 |
| 30.- | SAN FCO. TETLANOHCAN | 953,365.00 | 953,365.00 | 1.0000 | 1.5578% | 14,085.19 |
| 31.- | SAN JERONIMO ZACUALPAN | 404,572.90 | 329,805.90 | 1.2267 | 1.9110% | 17,278.31 |
| 32.- | SAN JOSE TEACALCO | 678,821.50 | 678,822.50 | 1.0000 | 1.5578% | 14,085.17 |
| 33.- | SAN JUAN HUACTZINCO | 388,845.00 | 388,845.00 | 1.0000 | 1.5578% | 14,085.19 |
| 34.- | SAN LORENZO AXOCOMANITLA | 191,300.00 | 191,300.00 | 1.0000 | 1.5578% | 14,085.19 |
| 35.- | SAN LUCAS TECOPILCO | 190,740.00 | 190,740.00 | 1.0000 | 1.5578% | 14,085.19 |
| 36.- | SAN PABLO DEL MONTE | 4,678,325.50 | 4,607,891.00 | 1.0153 | 1.5817% | 14,300.49 |
| 37.- | SANTA ANA NOPALUCAN | 121,180.00 | 120,460.00 | 1.0060 | 1.5672% | 14,169.38 |
| 38.- | SANTA APOLONIA TEACALCO | 149,147.00 | 149,147.00 | 1.0000 | 1.5578% | 14,085.19 |
| 39.- | SANTA CATARINA AYOMETLA | 243,755.00 | 238,145.00 | 1.0236 | 1.5945% | 14,417.00 |
| 40.- | SANTA CRUZ QUILEHTLA | 159,572.52 | 159,572.50 | 1.0000 | 1.5578% | 14,085.19 |
| 41.- | SANTA CRUZ TLAXCALA | 293,000.00 | 252,150.00 | 1.1620 | 1.8102% | 16,367.09 |
| 42.- | SANTA ISABEL XILOXOXTLA | 475,444.00 | 475,444.00 | 1.0000 | 1.5578% | 14,085.19 |
| 43.- | TENANCINGO | 359,520.00 | 359,520.00 | 1.0000 | 1.5578% | 14,085.19 |
| 44.- | TEOLOCHOLCO | 1,214,310.00 | 1,214,310.00 | 1.0000 | 1.5578% | 14,085.19 |
| 45.- | TEPETITLA DE LARDIZABAL | 608,479.00 | 608,479.24 | 1.0000 | 1.5578% | 14,085.19 |
| 46.- | TEPEYANCO | 179,288.00 | 157,925.00 | 1.1353 | 1.7686% | 15,990.54 |
| 47.- | TERRENATE | 141,544.00 | 141,544.00 | 1.0000 | 1.5578% | 14,085.19 |
| 48.- | TETLA DE LA SOLIDARIDAD | 1,772,654.01 | 1,012,819.36 | 1.7502 | 2.7266% | 24,652.15 |
| 49.- | TETLATLAHUCA | 672,936.00 | 672,936.00 | 1.0000 | 1.5578% | 14,085.19 |
| 50.- | TLAXCALA | 44,625,525.00 | 36,699,357.00 | 1.2160 | 1.8943% | 17,127.25 |
| 51.- | TLAXCO | 1,276,157.50 | 1,183,118.00 | 1.0786 | 1.6804% | 15,192.84 |
| 52.- | TOTATLÁN | 175,362.00 | 148,859.00 | 1.1780 | 1.8352% | 16,592.93 |
| 53.- | TOTOLAC | 1,001,432.00 | 912,358.54 | 1.0976 | 1.7099% | 15,460.33 |
| 54.- | TZOMPANTEPEC | 1,405,779.00 | 1,405,779.11 | 1.0000 | 1.5578% | 14,085.19 |
| 55.- | XALOZTOC | 1,101,340.50 | 610,429.00 | 1.8042 | 2.8107% | 25,412.61 |
| 56.- | XALTOCAN | 1,267,775.00 | 1,267,775.01 | 1.0000 | 1.5578% | 14,085.19 |
| 57.- | XICOHTZINCO | 932,416.00 | 932,416.00 | 1.0000 | 1.5578% | 14,085.19 |
| 58.- | YA UHQUEMEHCAN | 2,072,467.00 | 2,028,507.42 | 1.0217 | 1.5916% | 14,390.43 |
| 59.- | ZACATELCO | 3,379,735.00 | 3,379,734.91 | 1.0000 | 1.5578% | 14,085.19 |
| 60.- | ZITLALTEPEC DE T. S. S. | 103,010.00 | 103,010.00 | 1.0000 | 1.5578% | 14,085.19 |

| | | | | | |
|----------------|-----------------------|-----------------------|----------------|------------------|-------------------|
| TOTALES | 155,327,160.29 | 143,653,717.22 | 64.1911 | 100.0000% | 904,143.96 |
|----------------|-----------------------|-----------------------|----------------|------------------|-------------------|



DETERMINACIÓN DEL FONDO NIVEL AGUA 5% (V)

DISTRIBUCION DE GASOLINAS Y DIESEL 2017

9,041,439.60

452,071.98

OCTUBRE-DICIEMBRE 2017


| NO. | MUNICIPIO | DERECHOS DE AGUA | DINAMICA DE | FACTOR DE | PARTICIPACIÓN |
|----------------|--------------------------|-----------------------|---------------|------------------|-------------------|
| | | 2016 | CRECIMIENTO | DISTRIBUCIÓN | |
| | | (A) | B=(A/A) | C=B/TOTALB | D=C*F5 |
| 1.- | ACUAMANALA DE M. H. | 50,016.00 | 0.0003 | 0.0322% | 145.57 |
| 2.- | ATLTZA YANCA | 430,387.00 | 0.0028 | 0.2771% | 1,252.62 |
| 3.- | AMAXAC DE GRO. | 512,455.00 | 0.0033 | 0.3299% | 1,491.47 |
| 4.- | APETA TITLAN DE A. C. | 2,023,183.70 | 0.0130 | 1.3025% | 5,888.38 |
| 5.- | APIZACO | 28,768,593.00 | 0.1852 | 18.5213% | 83,729.56 |
| 6.- | ATLANGATEPEC | 300,472.00 | 0.0019 | 0.1934% | 874.51 |
| 7.- | BENITO JUA REZ | 492,578.00 | 0.0032 | 0.3171% | 1,433.62 |
| 8.- | CALPULALPAN | 8,220,521.00 | 0.0529 | 5.2924% | 23,925.42 |
| 9.- | CHIAUTEMPAN | 12,977,078.00 | 0.0835 | 8.3547% | 37,769.14 |
| 10.- | CONTLA DE J. C. | 630,716.00 | 0.0041 | 0.4061% | 1,835.67 |
| 11.- | CUAPIAXTLA | 740,190.00 | 0.0048 | 0.4765% | 2,154.29 |
| 12.- | CUAXOMULCO | 218,330.00 | 0.0014 | 0.1406% | 635.44 |
| 13.- | EL CARMEN TEQUXQUITLA | 399,159.00 | 0.0026 | 0.2570% | 1,161.73 |
| 14.- | EMILIANO ZAPATA | 171,327.50 | 0.0011 | 0.1103% | 498.64 |
| 15.- | ESPAÑITA | 848,695.00 | 0.0055 | 0.5464% | 2,470.08 |
| 16.- | HUAMANTLA | 17,620,070.58 | 0.1134 | 11.3438% | 51,282.34 |
| 17.- | HUEYOTLIPAN | 1,359,581.00 | 0.0088 | 0.8753% | 3,956.99 |
| 18.- | IXTACUIXTLA DE M. M. | 301,480.00 | 0.0019 | 0.1941% | 877.44 |
| 19.- | IXTENCO | 1,486,228.00 | 0.0096 | 0.9568% | 4,325.59 |
| 20.- | LA MAGDALENA TLALTELULCO | 689,363.58 | 0.0044 | 0.4438% | 2,006.36 |
| 21.- | LAZARO CARDENAS | 112,905.00 | 0.0007 | 0.0727% | 328.60 |
| 22.- | MAZATECOCHCO DE J. M. M. | 546,043.00 | 0.0035 | 0.3515% | 1,589.23 |
| 23.- | MUÑOZ DE D. A. | 365,462.00 | 0.0024 | 0.2353% | 1,063.66 |
| 24.- | NANACAMILPA DE M. A. | 2,020,499.00 | 0.0130 | 1.3008% | 5,880.56 |
| 25.- | NATIVITAS | 142,082.00 | 0.0009 | 0.0915% | 413.52 |
| 26.- | PANOTLA | 861,496.50 | 0.0055 | 0.5546% | 2,507.34 |
| 27.- | PAPALOTLA DE X. | 973,449.00 | 0.0063 | 0.6267% | 2,833.17 |
| 28.- | SANCTORUM DE L. C. | 332,945.00 | 0.0021 | 0.2144% | 969.02 |
| 29.- | SAN DAMIAN TEXOLOC | 514,056.00 | 0.0033 | 0.3310% | 1,496.13 |
| 30.- | SAN FCO. TETLANOHCAN | 953,365.00 | 0.0061 | 0.6138% | 2,774.72 |
| 31.- | SAN JERONIMO ZACUALPAN | 404,572.90 | 0.0026 | 0.2605% | 1,177.49 |
| 32.- | SAN JOSE TEACALCO | 678,821.50 | 0.0044 | 0.4370% | 1,975.68 |
| 33.- | SAN JUAN HUACTZINCO | 388,845.00 | 0.0025 | 0.2503% | 1,131.71 |
| 34.- | SAN LORENZO AXOCOMANITLA | 191,300.00 | 0.0012 | 0.1232% | 556.77 |
| 35.- | SAN LUCAS TECOPILCO | 190,740.00 | 0.0012 | 0.1228% | 555.14 |
| 36.- | SAN PABLO DEL MONTE | 4,678,325.50 | 0.0301 | 3.0119% | 13,616.03 |
| 37.- | SANTA ANA NOPALUCAN | 121,180.00 | 0.0008 | 0.0780% | 352.69 |
| 38.- | SANTA APOLONIA TEACALCO | 149,147.00 | 0.0010 | 0.0960% | 434.08 |
| 39.- | SANTA CATARINA AYOMETLA | 243,755.00 | 0.0016 | 0.1569% | 709.44 |
| 40.- | SANTA CRUZ QUILEHTLA | 159,572.52 | 0.0010 | 0.1027% | 464.43 |
| 41.- | SANTA CRUZ TLAXCALA | 293,000.00 | 0.0019 | 0.1886% | 852.76 |
| 42.- | SANTA ISABEL XILOXOXTLA | 475,444.00 | 0.0031 | 0.3061% | 1,383.76 |
| 43.- | TENANCINGO | 359,520.00 | 0.0023 | 0.2315% | 1,046.37 |
| 44.- | TEOLOCHOLCO | 1,214,310.00 | 0.0078 | 0.7818% | 3,534.19 |
| 45.- | TEPETITLA DE LARDIZABAL | 608,479.00 | 0.0039 | 0.3917% | 1,770.95 |
| 46.- | TEPEYANCO | 179,288.00 | 0.0012 | 0.1154% | 521.81 |
| 47.- | TERRENATE | 141,544.00 | 0.0009 | 0.0911% | 411.96 |
| 48.- | TETLA DE LA SOLIDARIDAD | 1,772,654.01 | 0.0114 | 1.1412% | 5,159.22 |
| 49.- | TETLA TLAHUCA | 672,936.00 | 0.0043 | 0.4332% | 1,958.55 |
| 50.- | TLAXCALA | 44,625,525.00 | 0.2873 | 28.7300% | 129,880.37 |
| 51.- | TLAXCO | 1,276,157.50 | 0.0082 | 0.8216% | 3,714.19 |
| 52.- | TOCATLÁN | 175,362.00 | 0.0011 | 0.1129% | 510.38 |
| 53.- | TOTOLAC | 1,001,432.00 | 0.0064 | 0.6447% | 2,914.62 |
| 54.- | TZOMPANTEPEC | 1,405,779.00 | 0.0091 | 0.9050% | 4,091.45 |
| 55.- | XALOZTOC | 1,101,340.50 | 0.0071 | 0.7090% | 3,205.40 |
| 56.- | XALTOCAN | 1,267,775.00 | 0.0082 | 0.8162% | 3,689.80 |
| 57.- | XICOHTZINCO | 932,416.00 | 0.0060 | 0.6003% | 2,713.75 |
| 58.- | YAUHQUEMEHCAN | 2,072,467.00 | 0.0133 | 1.3343% | 6,031.81 |
| 59.- | ZACATELCO | 3,379,735.00 | 0.0218 | 2.1759% | 9,836.55 |
| 60.- | ZITLALTEPEC DE T. S. S. | 103,010.00 | 0.0007 | 0.0663% | 299.81 |
| TOTALES | | 155,327,160.29 | 1.0000 | 100.0000% | 452,071.98 |

TOTAL FONDO DE GASOLINAS Y DIESEL (ANEXO 17 AL CCAMFF)

OCTUBRE-DICIEMBRE DE 2017

| | MUNICIPIO | PARTICIPACION FONDO I (A) | PARTICIPACION FONDO II (B) | PARTICIPACION FONDO III (C) | PARTICIPACION FONDO IV (D) | PARTICIPACION FONDO V (E) | TOTAL A DISTRIB. OCT-DIC DE 2017 |
|------|--------------------------|---------------------------|----------------------------|-----------------------------|----------------------------|---------------------------|----------------------------------|
| 1.- | ACUAMANALA DE M. H. | 29,461.02 | 13,590.44 | 2,270.38 | 14,085.19 | 145.57 | 59,552.60 |
| 2.- | ATLTZAYANCA | 85,389.72 | 12,109.69 | 637.52 | 14,085.19 | 1,252.62 | 113,474.74 |
| 3.- | AMAXAC DE GRO. | 55,411.58 | 14,850.58 | 2,172.01 | 14,085.19 | 1,491.47 | 88,010.83 |
| 4.- | APETATITLAN DE A. C. | 75,932.36 | 13,127.74 | 7,753.02 | 23,715.94 | 5,888.38 | 126,417.44 |
| 5.- | APIZACO | 390,944.00 | 12,667.93 | 72,130.76 | 14,085.19 | 83,729.56 | 573,557.44 |
| 6.- | ATLANGATEPEC | 32,802.42 | 12,427.41 | 893.92 | 15,500.31 | 874.51 | 62,498.57 |
| 7.- | BENITO JUAREZ | 30,022.89 | 16,197.09 | 495.08 | 14,085.19 | 1,433.62 | 62,233.87 |
| 8.- | CALPULALPAN | 240,585.90 | 15,572.68 | 14,557.38 | 14,085.19 | 23,925.42 | 308,726.57 |
| 9.- | CHIAUTEMPAN | 348,117.38 | 20,114.94 | 18,548.27 | 14,085.19 | 37,769.14 | 438,634.92 |
| 10.- | CONTLA DE J. C. | 190,589.18 | 16,422.87 | 2,823.27 | 17,054.20 | 1,835.67 | 228,725.19 |
| 11.- | CUAPIXTLA | 76,260.53 | 22,019.04 | 2,192.02 | 14,085.19 | 2,154.29 | 116,711.07 |
| 12.- | CUAXOMULCO | 26,214.09 | 14,636.60 | 823.20 | 14,085.19 | 635.44 | 56,394.52 |
| 13.- | EL CARMEN TEQUEXQUITLA | 85,817.34 | 16,881.03 | 3,287.08 | 14,085.19 | 1,161.73 | 121,232.37 |
| 14.- | EMILIANO ZAPATA | 22,678.77 | 11,882.34 | 426.12 | 14,400.60 | 498.64 | 49,886.48 |
| 15.- | ESPAÑITA | 43,100.10 | 5,209.40 | 415.45 | 14,085.19 | 2,470.08 | 65,280.23 |
| 16.- | HUAMANTLA | 461,864.26 | 17,984.38 | 29,009.48 | 14,828.69 | 51,282.34 | 574,969.15 |
| 17.- | HUEYOTLIPAN | 72,471.62 | 17,739.10 | 2,100.15 | 14,085.20 | 3,956.99 | 110,353.06 |
| 18.- | IXTACUIXTLA DE M. M. | 190,559.35 | 16,759.28 | 9,549.28 | 14,085.19 | 877.44 | 231,830.54 |
| 19.- | IXTENCO | 35,204.05 | 15,700.32 | 1,070.79 | 14,085.20 | 4,325.59 | 70,385.95 |
| 20.- | LA MAGDALENA TLALTELULCO | 93,842.67 | 13,845.50 | 3,453.84 | 14,085.17 | 2,006.36 | 127,233.53 |
| 21.- | LAZARO CARDENAS | 15,429.12 | 12,909.30 | 168.84 | 14,085.19 | 328.60 | 42,921.06 |
| 22.- | MAZATECOCHCO DE J. M. M. | 54,203.30 | 12,497.39 | 839.79 | 19,099.22 | 1,589.23 | 88,228.93 |
| 23.- | MUÑOZ DE D. A. | 23,265.50 | 14,077.89 | 856.34 | 14,085.20 | 1,063.66 | 53,348.59 |
| 24.- | NANACAMILPA DE M. A. | 90,073.65 | 10,477.89 | 5,025.02 | 14,085.19 | 5,880.56 | 125,542.32 |
| 25.- | NATIVITAS | 124,571.63 | 14,867.23 | 1,719.39 | 14,085.19 | 413.52 | 155,656.97 |
| 26.- | PANOTLA | 135,018.49 | 17,469.10 | 4,909.34 | 14,785.99 | 2,507.34 | 174,690.26 |
| 27.- | PAPALOTLA DE X. | 150,979.65 | 15,483.23 | 15,454.68 | 14,085.20 | 2,833.17 | 198,835.93 |
| 28.- | SANCTORUM DE L. C. | 47,187.36 | 14,634.52 | 2,214.33 | 14,085.19 | 969.02 | 79,090.42 |
| 29.- | SAN DAMIAN TEXOLOC | 27,690.87 | 10,402.90 | 335.14 | 14,085.19 | 1,496.13 | 54,010.24 |
| 30.- | SAN FCO. TETLANOHCAN | 54,248.06 | 12,898.24 | 580.96 | 14,085.19 | 2,774.72 | 84,587.16 |
| 31.- | SAN JERONIMO ZACUALPAN | 18,730.74 | 13,946.51 | 407.71 | 17,278.31 | 1,177.49 | 51,540.76 |
| 32.- | SAN JOSE TEACALCO | 29,451.08 | 17,631.15 | 417.41 | 14,085.17 | 1,975.68 | 63,560.48 |
| 33.- | SAN JUAN HUACTZINCO | 37,347.13 | 12,227.60 | 549.06 | 14,085.19 | 1,131.71 | 65,340.70 |
| 34.- | SAN LORENZO AXOCOMANITLA | 27,934.52 | 12,583.37 | 451.80 | 14,085.19 | 556.77 | 55,611.65 |
| 35.- | SAN LUCAS TECOPILOCO | 15,568.35 | 15,748.52 | 482.81 | 14,085.19 | 555.14 | 46,440.01 |
| 36.- | SAN PABLO DEL MONTE | 384,072.25 | 14,058.06 | 6,436.69 | 14,300.49 | 13,616.03 | 432,483.53 |
| 37.- | SANTA ANA NOPALUCAN | 38,649.87 | 12,920.77 | 263.78 | 14,169.38 | 352.69 | 66,356.49 |
| 38.- | SANTA APOLONIA TEACALCO | 22,668.83 | 15,174.14 | 134.73 | 14,085.19 | 434.08 | 52,496.97 |
| 39.- | SANTA CATARINA AYOMETLA | 43,840.98 | 17,822.33 | 618.18 | 14,417.00 | 709.44 | 77,407.92 |
| 40.- | SANTA CRUZ QUILEHTLA | 35,646.59 | 12,719.25 | 659.97 | 14,085.19 | 464.43 | 63,575.44 |
| 41.- | SANTA CRUZ TLAXCALA | 100,649.78 | 13,785.85 | 7,307.28 | 16,367.09 | 852.76 | 138,962.76 |
| 42.- | SANTA ISABEL XILOXOXTLA | 24,821.84 | 16,204.42 | 1,981.00 | 14,085.19 | 1,383.76 | 58,476.21 |
| 43.- | TENANCINGO | 63,814.81 | 11,939.25 | 1,176.41 | 14,085.19 | 1,046.37 | 92,062.02 |
| 44.- | TEOLOCHOLCO | 121,225.26 | 15,815.17 | 5,528.61 | 14,085.19 | 3,534.19 | 160,188.43 |
| 45.- | TEPETITLA DE LARDIZABAL | 104,717.14 | 13,486.38 | 1,841.32 | 14,085.19 | 1,770.95 | 135,900.98 |
| 46.- | TEPEYANCO | 59,901.59 | 15,843.49 | 2,262.22 | 15,990.54 | 521.81 | 94,519.64 |
| 47.- | TERRENATE | 73,321.89 | 11,344.27 | 851.20 | 14,085.19 | 411.96 | 100,014.51 |
| 48.- | TETLA DE LA SOLIDARIDAD | 162,162.40 | 21,086.42 | 25,951.24 | 24,652.15 | 5,159.22 | 239,011.43 |
| 49.- | TETLATLHUCA | 66,698.75 | 19,668.89 | 422.65 | 14,085.19 | 1,958.55 | 102,834.03 |
| 50.- | TLAXCALA | 472,624.37 | 14,959.22 | 108,434.74 | 17,127.25 | 129,880.37 | 743,025.96 |
| 51.- | TLAXCO | 211,502.77 | 15,595.15 | 6,444.24 | 15,192.84 | 3,714.19 | 252,449.19 |
| 52.- | TOCATLÁN | 29,053.29 | 20,497.18 | 1,029.54 | 16,592.93 | 510.38 | 67,683.33 |
| 53.- | TOTOLAC | 108,466.28 | 18,575.64 | 9,943.25 | 15,460.33 | 2,914.62 | 155,360.10 |
| 54.- | TZOMPANTEPEC | 81,342.25 | 12,410.61 | 3,651.84 | 14,085.19 | 4,091.45 | 115,581.34 |
| 55.- | XALOZTOC | 118,863.41 | 20,110.23 | 10,525.55 | 25,412.61 | 3,205.40 | 178,117.19 |
| 56.- | XALTOCAN | 51,030.96 | 20,724.64 | 6,677.69 | 14,085.19 | 3,689.80 | 96,208.28 |
| 57.- | XICOHTZINCO | 67,767.80 | 13,789.62 | 7,407.35 | 14,085.19 | 2,713.75 | 105,763.72 |
| 58.- | YAUHQUEMEHCAN | 190,420.12 | 13,941.10 | 18,175.99 | 14,390.43 | 6,031.81 | 242,959.46 |
| 59.- | ZACA TELCO | 212,248.62 | 14,952.96 | 13,636.30 | 14,085.19 | 9,836.55 | 264,759.63 |
| 60.- | ZITLALTEPEC DE T. S. S. | 44,527.16 | 19,125.72 | 1,688.59 | 14,085.19 | 299.81 | 79,726.48 |
| | TOTAL: | 6,329,007.72 | 904,143.96 | 452,071.98 | 904,143.96 | 452,071.98 | 9,041,439.60 |

SEXTO. De conformidad con el numeral 5, fracción III de los Lineamientos para la Publicación de la Información a que se refiere el artículo 6 de la Ley de Coordinación Fiscal, se da a conocer el resumen del ajuste trimestral de participaciones a municipios por el periodo octubre-diciembre de 2017, considerando las Participaciones Federales, Fondo de Compensación e Incentivo a la Venta Final de Gasolinas y Diésel, así como el Anexo VI de los Lineamientos, que contiene el total del ajuste de participaciones a municipios por el periodo octubre-diciembre de 2017.

|  RESUMEN DEL TERCER AJUSTE TRIMESTRAL (PARTICIPACIONES, GASOLINAS Y DIESEL Y FOCO) A MUNICIPIOS OCTUBRE-DICIEMBRE 2017 | | | | | | | |
|--|--------------------------|---------------------|-------------------|---------------------------|-----------------------|-------------------------------------|------------------|
| No. | MUNICIPIO | AJUSTE OCT-DIC 2017 | FOCO OCT-DIC 2017 | GAS Y DIESEL OCT-DIC 2017 | COMPLEMENTO FOCO 2017 | COMPLEMENTO GASOLINAS Y DIESEL 2017 | TOTAL |
| 1.- | ACUAMANALA DE M. H. | -262,364 | 162,606 | 59,553 | 10,070 | 3,199 | -26,937 |
| 2.- | ATLIZAYANCA | -309,629 | 309,837 | 113,475 | 19,188 | 6,096 | 138,967 |
| 3.- | AMAXAC DE GRO. | -312,683 | 240,309 | 88,011 | 14,882 | 4,728 | 35,248 |
| 4.- | APETATITLAN DE A. C. | -447,010 | 345,177 | 126,417 | 21,377 | 6,791 | 52,752 |
| 5.- | APIZACO | -1,453,039 | 1,566,072 | 573,557 | 96,986 | 30,811 | 814,387 |
| 6.- | ATLANGATEPEC | -257,555 | 170,649 | 62,499 | 10,568 | 3,357 | -10,482 |
| 7.- | BENITO JUAREZ | -278,135 | 169,927 | 62,234 | 10,523 | 3,343 | -32,108 |
| 8.- | CALPULALPAN | -692,990 | 842,963 | 308,727 | 52,204 | 16,584 | 527,488 |
| 9.- | CHIAUTEMPAN | -920,632 | 1,197,672 | 438,635 | 74,171 | 23,563 | 813,409 |
| 10.- | CONTLA DE J. C. | -491,076 | 624,523 | 228,725 | 38,676 | 12,287 | 413,135 |
| 11.- | CUAPIAXTLA | -389,382 | 318,674 | 116,711 | 19,735 | 6,270 | 72,008 |
| 12.- | CUAXOMULCO | -242,062 | 153,983 | 56,395 | 9,536 | 3,029 | -19,119 |
| 13.- | EL CARMEN TEQUEXQUITLA | -365,008 | 331,019 | 121,232 | 20,500 | 6,512 | 114,256 |
| 14.- | EMILIANO ZAPATA | -233,453 | 136,213 | 49,886 | 8,436 | 2,680 | -36,238 |
| 15.- | ESPAÑITA | -221,616 | 178,245 | 65,280 | 11,039 | 3,507 | 36,454 |
| 16.- | HUAMANTLA | -1,145,381 | 1,569,926 | 574,969 | 97,224 | 30,887 | 1,127,626 |
| 17.- | HUEYOTLIPAN | -362,920 | 301,314 | 110,353 | 18,660 | 5,928 | 73,335 |
| 18.- | IXTACUIXTLA DE M. M. | -500,448 | 633,002 | 231,831 | 39,201 | 12,454 | 416,040 |
| 19.- | IXTENCO | -297,454 | 192,186 | 70,386 | 11,902 | 3,781 | -19,200 |
| 20.- | LA MAGDALENA TLATELULCO | -359,149 | 347,405 | 127,234 | 21,515 | 6,835 | 143,839 |
| 21.- | LAZARO CARDENAS | -221,551 | 117,194 | 42,921 | 7,258 | 2,306 | -51,872 |
| 22.- | MAZATECOCHCO DE J. M. M. | -323,350 | 240,905 | 88,229 | 14,919 | 4,740 | 25,442 |
| 23.- | MUÑOZ DE D. A. | -252,215 | 145,666 | 53,349 | 9,021 | 2,866 | -41,314 |
| 24.- | NANACAMILPA DE M. A. | -356,325 | 342,787 | 125,542 | 21,229 | 6,744 | 139,977 |
| 25.- | NATIVITAS | -373,868 | 425,014 | 155,657 | 26,321 | 8,362 | 241,486 |
| 26.- | PANOTLA | -440,526 | 476,984 | 174,690 | 29,539 | 9,384 | 250,071 |
| 27.- | PAPALOTLA DE X. | -497,063 | 542,912 | 198,836 | 33,622 | 10,681 | 288,989 |
| 28.- | SANCTORUM DE L. C. | -296,140 | 215,953 | 79,090 | 13,374 | 4,249 | 16,526 |
| 29.- | SAN DAMIAN TEXOLOC | -230,294 | 147,472 | 54,010 | 9,133 | 2,901 | -16,777 |
| 30.- | SAN FCO. TETLANOHCAN | -291,729 | 230,961 | 84,587 | 14,303 | 4,544 | 42,667 |
| 31.- | SAN JERONIMO ZACUALPAN | -262,605 | 140,730 | 51,541 | 8,715 | 2,769 | -58,850 |
| 32.- | SAN JOSE TEACALCO | -288,506 | 173,549 | 63,560 | 10,748 | 3,414 | -37,234 |
| 33.- | SAN JUAN HUACTZINCO | -258,541 | 178,410 | 65,341 | 11,049 | 3,510 | -232 |
| 34.- | SAN LORENZO AXOCOMANITLA | -269,683 | 151,845 | 55,612 | 9,404 | 2,987 | -49,835 |
| 35.- | SAN LUCAS TECOPILCO | -246,955 | 126,802 | 46,440 | 7,853 | 2,495 | -63,365 |
| 36.- | SAN PABLO DEL MONTE | -714,463 | 1,180,876 | 432,484 | 73,131 | 23,232 | 995,260 |
| 37.- | SANTA ANA NOPALUCAN | -259,213 | 181,183 | 66,356 | 11,221 | 3,565 | 3,112 |
| 38.- | SANTA APOLONIA TEACALCO | -252,792 | 143,341 | 52,497 | 8,877 | 2,820 | -45,257 |
| 39.- | SANTA CATARINA AYOMETLA | -306,779 | 211,359 | 77,408 | 13,089 | 4,158 | -765 |
| 40.- | SANTA CRUZ QUILEHTLA | -257,483 | 173,590 | 63,575 | 10,750 | 3,415 | -6,152 |
| 41.- | SANTA CRUZ TLAXCALA | -399,452 | 379,431 | 138,963 | 23,498 | 7,465 | 149,905 |
| 42.- | SANTA ISABEL XILOXOTLA | -279,175 | 159,667 | 58,476 | 9,888 | 3,141 | -48,003 |
| 43.- | TENANCINGO | -291,751 | 251,371 | 92,062 | 15,567 | 4,945 | 72,195 |
| 44.- | TEOLOCHOLCO | -423,335 | 437,387 | 160,188 | 27,087 | 8,605 | 209,933 |
| 45.- | TEPETITLA DE LARDIZABAL | -358,857 | 371,071 | 135,901 | 22,980 | 7,300 | 178,396 |
| 46.- | TEPEYANCO | -334,402 | 258,081 | 94,520 | 15,983 | 5,077 | 39,259 |
| 47.- | TERRENATE | -293,419 | 273,085 | 100,015 | 16,912 | 5,373 | 101,965 |
| 48.- | TETLA DE LA SOLIDARIDAD | -701,258 | 652,610 | 239,011 | 40,416 | 12,839 | 243,618 |
| 49.- | TETLATLAHUCA | -354,070 | 280,784 | 102,834 | 17,389 | 5,524 | 52,461 |
| 50.- | TLAXCALA | -2,033,266 | 2,028,798 | 743,026 | 125,642 | 39,914 | 904,114 |
| 51.- | TLAXCO | -516,302 | 689,301 | 252,449 | 42,688 | 13,561 | 481,697 |
| 52.- | TOCATLÁN | -323,875 | 184,806 | 67,683 | 11,445 | 3,636 | -56,305 |
| 53.- | TOTOLAC | -454,616 | 424,203 | 155,360 | 26,271 | 8,346 | 159,564 |
| 54.- | TZOMPANTEPEC | -340,573 | 315,589 | 115,581 | 19,544 | 6,209 | 116,351 |
| 55.- | XALOZTOC | -557,138 | 486,341 | 178,117 | 30,119 | 9,568 | 147,006 |
| 56.- | XALTOCAN | -384,597 | 262,692 | 96,208 | 16,268 | 5,168 | -4,260 |
| 57.- | XICOHTZINCO | -355,345 | 288,783 | 105,764 | 17,884 | 5,681 | 62,767 |
| 58.- | YAUHQUEMEHCAN | -566,673 | 663,389 | 242,959 | 41,083 | 13,051 | 393,811 |
| 59.- | ZACATELCO | -581,084 | 722,914 | 264,760 | 44,770 | 14,223 | 465,582 |
| 60.- | ZITLALTEPEC DE T. S. S. | -318,204 | 217,689 | 79,726 | 13,481 | 4,283 | -3,024 |
| TOTAL | | -25,809,459 | 24,687,228 | 9,041,440 | 1,528,863 | 485,695 | 9,933,767 |

SALDOS DERIVADOS DEL AJUSTE DE PARTICIPACIONES FEDERALES Y ESTATALES DEL PERIODO OCTUBRE-DICIEMBRE 2017

| MUNICIPIO | FONDO ESTATAL PARTICIPABLE PROVISIONAL OCT-DIC 2017 | FONDO ESTATAL PARTICIPABLE DEFINITIVO OCT-DIC 2017 | TOTAL |
|--------------------------|---|--|------------------|
| ACUAMANALA DE M. H. | 3,383,674 | 3,356,737 | -26,937 |
| ATLTZAYANCA | 6,118,236 | 6,257,203 | 138,967 |
| AMAXAC DE GRO. | 4,274,072 | 4,309,320 | 35,248 |
| APETATITLAN DE A. C. | 5,373,139 | 5,425,891 | 52,752 |
| APIZACO | 22,601,902 | 23,416,289 | 814,387 |
| ATLANGATEPEC | 4,656,882 | 4,646,401 | -10,482 |
| BENITO JUAREZ | 3,517,030 | 3,484,922 | -32,108 |
| CALPULALPAN | 11,286,438 | 11,813,926 | 527,488 |
| CHIAUTEMPAN | 15,026,494 | 15,839,904 | 813,409 |
| CONTLA DE J. C. | 8,297,684 | 8,710,820 | 413,135 |
| CUAPIAXTLA | 5,272,542 | 5,344,550 | 72,008 |
| CUAXOMULCO | 4,013,159 | 3,994,040 | -19,119 |
| EL CARMEN TEQUEXQUITLA | 5,424,460 | 5,538,716 | 114,256 |
| EMILIANO ZAPATA | 3,173,488 | 3,137,250 | -36,238 |
| ESPAÑITA | 4,060,405 | 4,096,859 | 36,454 |
| HUAMANTLA | 18,652,442 | 19,780,068 | 1,127,626 |
| HUEYOTLIPAN | 5,296,478 | 5,369,813 | 73,335 |
| IXTACUIXTLA DE M. M. | 8,878,868 | 9,294,908 | 416,040 |
| IXTENCO | 4,274,530 | 4,255,330 | -19,200 |
| LA MAGDALENA TLALTELULCO | 5,524,646 | 5,668,485 | 143,839 |
| LAZARO CARDENAS | 3,493,637 | 3,441,764 | -51,872 |
| MAZATECOCHCO DE J. M. M. | 4,229,305 | 4,254,747 | 25,442 |
| MUÑOZ DE D. A. | 3,381,139 | 3,339,825 | -41,314 |
| NANACAMILPA DE M. A. | 6,072,963 | 6,212,941 | 139,977 |
| NATIVITAS | 7,066,914 | 7,308,399 | 241,486 |
| PANOTLA | 7,138,301 | 7,388,372 | 250,071 |
| PAPALOTLA DE X. | 7,915,657 | 8,204,646 | 288,989 |
| SANCTORUM DE L. C. | 4,214,203 | 4,230,729 | 16,526 |
| SAN DAMIAN TEXOLOC | 3,764,470 | 3,747,693 | -16,777 |
| SAN FCO. TETLANOHCAN | 4,645,570 | 4,688,237 | 42,667 |
| SAN JERONIMO ZACUALPAN | 3,732,892 | 3,674,042 | -58,850 |
| SAN JOSE TEACALCO | 3,730,211 | 3,692,977 | -37,234 |
| SAN JUAN HUACTZINCO | 3,746,187 | 3,745,954 | -232 |
| SAN LORENZO AXOCOMANITLA | 3,297,878 | 3,248,043 | -49,835 |
| SAN LUCAS TECOPILCO | 3,128,794 | 3,065,429 | -63,365 |
| SAN PABLO DEL MONTE | 13,833,700 | 14,828,960 | 995,260 |
| SANTA ANA NOPALUCAN | 3,852,066 | 3,855,178 | 3,112 |
| SANTA APOLONIA TEACALCO | 3,167,933 | 3,122,676 | -45,257 |
| SANTA CATARINA AYOMETLA | 4,067,763 | 4,066,999 | -765 |
| SANTA CRUZ QUILEHTLA | 3,584,850 | 3,578,698 | -6,152 |
| SANTA CRUZ TLAXCALA | 5,591,747 | 5,741,652 | 149,905 |
| SANTA ISABEL XILOXOTLA | 3,293,059 | 3,245,056 | -48,003 |
| TENANCINGO | 4,726,632 | 4,798,827 | 72,195 |
| TEOLOCHOLCO | 6,283,350 | 6,493,283 | 209,933 |
| TEPETITLA DE LARDIZABAL | 5,716,257 | 5,894,653 | 178,396 |
| TEPEYANCO | 4,373,776 | 4,413,035 | 39,259 |
| TERRENATE | 4,976,971 | 5,078,936 | 101,965 |
| TETLA DE LA SOLIDARIDAD | 7,866,472 | 8,110,090 | 243,618 |
| TETLATLAHUCA | 4,576,798 | 4,629,258 | 52,461 |
| TLAXCALA | 25,520,731 | 26,424,846 | 904,114 |
| TLAXCO | 9,722,979 | 10,204,676 | 481,697 |
| TOCATLAN | 3,432,160 | 3,375,855 | -56,305 |
| TOTOLAC | 6,701,034 | 6,860,598 | 159,564 |
| TZOMPANTEPEC | 6,052,450 | 6,168,801 | 116,351 |
| XALOZTOC | 6,545,599 | 6,692,606 | 147,006 |
| XALTOCAN | 4,514,399 | 4,510,139 | -4,260 |
| XICOHTZINCO | 4,837,746 | 4,900,513 | 62,767 |
| YAUHQUEMEHCAN | 8,277,129 | 8,670,940 | 393,811 |
| ZACATELCO | 9,732,988 | 10,198,570 | 465,582 |
| ZITLALTEPEC DE T. S. S. | 4,118,486 | 4,115,462 | -3,024 |
| TOTAL | 384,031,765 | 393,965,532 | 9,933,767 |

El presente Acuerdo se emite en la Ciudad de Tlaxcala de Xicohténcatl, Tlax., a los once días del mes de enero del año dos mil dieciocho.

La Secretaria de Planeación y Finanzas del Gobierno del Estado de Tlaxcala.

ING. MARÍA ALEJANDRA MARISELA NANDE ISLAS.

Firma Autógrafa.

* * * * *